

BASIC CONTROLS



Plug Into Savings

In a complex world of lighting controls, c-Max™ makes things simple!



Using a patent pending, plug and play design, c-Max makes it easy to add luminaire-level lighting controls to achieve energy savings beyond LED conversion

www.maxlite.com/cmax



Simple

- Easy DIY installation - sensor plugs into a USB-C receptacle on MaxLite LED fixture
- Easy commissioning using remote control with memory banks
- Easy on budget – affordable and scalable solution



Versatile

- Multiple features packed in small form factor
- Ability to set High Trim
- Motion sensing with PIR or microwave technology
- Daylight Harvesting - On/Off and Continuous Adjustment Mode



Future Ready

- Add basic controls during installation or later, depending on need
- Future ready! Upgrade to network wireless controls without removing the fixture
- Version and firmware updates will be backwards compatible

What can c-Max Basic Controls do?

- **Individually control luminaires**
 - 1 sensor per luminaire

- **Grouping**
 - Daisy chain wiring - up to 8 luminaires

- **High Trim**
 - Ability to set a maximum light level. Allows for high level of energy savings

- **Occupancy sensing (Microwave or PIR)**
 - Regulate lighting based on detection of people

- **Bi-level dimming**
 - Ability to set different set points for dimming levels

- **Daylight harvesting**
 - Regulate lighting in response to changing daylight conditions
 - Continuous adjustment mode









- **Photocell control (Outdoor Luminaires)**
 - Luminaire turns on/off based on ft candle

- **Save sensor settings**
 - 4 memory banks

**View Our
Video Here**





CONTROL IMAGE	ORDER CODE	ITEM #	DESCRIPTION	APPLICATION	FEATURES
	105567	CN-REMOTE	CONTROL NODE REMOTE CONTROL	Indoor & Outdoor	<i>To be used with CN-RTMST, CN-RTPSW, CN-RDMSW, CN-RDMSB</i>
	105564	CN-RTMST	CONTROL NODE RECTANGULAR, MICROWAVE MOTION SENSOR/ PHOTOCELL, TRANSLUCENT	Indoor & Outdoor	<i>High Trim, Motion Sensing (Microwave), Photocell, Daylight Harvesting (on/off)</i>
	105568	CN-RTPCT	PHOTOCELL NODE RECTANGULAR, TRANSLUCENT	Outdoor	<i>Photocell</i>
	105890	CN-RTPSW	CONTROL NODE RECTANGULAR, PIR MOTION SENSOR/DAYLIGHT HARVESTING, WHITE	Indoor	<i>High Trim, Motion Sensing (PIR), Photocell, Daylight Harvesting (continuous adjustment mode)</i>
	107785	CEA-RDB**	C-MAX EXTERNAL ADAPTER ROUND BRONZE OR WHITE	Indoor & Outdoor	<i>Adapter Paired with Round Nodes</i>
	106903	CEA-RDW**			
COMING SOON!					
	105565	CN-RDMSW	CONTROL NODE ROUND, PIR MOTION SENSOR/PHOTOCELL, WHITE, IP66	Outdoor	<i>High Trim, Motion Sensing (PIR), Photocell, Daylight Harvesting (continuous adjustment mode)</i>
	105566	CN-RDMSB	CONTROL NODE ROUND, PIR MOTION SENSOR/PHOTOCELL, BRONZE, IP66	Outdoor	<i>High Trim, Motion Sensing (PIR), Photocell, Daylight Harvesting (continuous adjustment mode)</i>
	105569	CN-RDPCB	PHOTOCELL NODE ROUND, BRONZE, IP66	Outdoor	<i>Photocell</i>

**Adapter compatible with c-Max Network & c-Max Basic Controls

Pair c-Max nodes with Controls-Ready MaxLite products today, or in the future!



Patent Pending vandal-resistant design with locking screw that secures sensor to fixture.

Controls Ready Fixtures

MaxLite Controls Ready (CR) fixtures allow for quick and easy in-field installation of controls. Simply purchase any CR fixture and the required Controls Node and you're all set! (See individual product datasheets for available controls options and ordering information)

INDOOR								
SENSOR	TECHNOLOGY	FlatMax Flat Panels	ArcMax Troffer	Troffer Retrofit Kit	LS Strip	LSV Vapor Tight	LSU Utility Wrap	Linear High Bay
CN-RTMST	Microwave							
CN-RTPSW	PIR*							
CN-RDMSW**	PIR*							

*PIR requires line of sight and cannot not be used in products behind the lens

**To use CN-RDMSW with the above linear and highbay products, the CEA-RDW External adapter also needs to be purchased separately

OUTDOOR			
SENSOR	TECHNOLOGY	Open Face Wall Pack	Area AR Slim+
CN-RTMST	Microwave		
CN-RTPCT	Photocell		
CN-RDMSB	PIR*		
CN-RDPCB	Photocell		

*PIR requires line of sight and cannot not be used in products behind the lens

More Indoor and Outdoor controls ready (CR) products coming soon!



Coming Soon! Networking option with Bluetooth nodes.

- Grouping and scheduling of fixtures
- No gateway or additional power packs needed
- App-based control and commissioning
- Local network only, eliminating need for cyber security

Additional Resources:

Visit www.maxlite.com/cmax for how-to videos, FAQs and more!

