

## **cMax**<sup>TM</sup> LIGHTING CONTROLS

# Plug Into Savings

In a complex world of lighting controls, c-Max<sup>TM</sup> makes things simple!



Using a patented, plug and play design, c-Max makes it easy to add luminaire-level lighting controls to achieve energy savings beyond LED conversion

[www.maxlite.com/cmax](http://www.maxlite.com/cmax)



## Simple

- Easy DIY installation - sensor plugs into a USB-C receptacle on MaxLite LED fixture
- Easy commissioning using remote control with memory banks
- Easy on budget - affordable and scalable solution



## Versatile

- Multiple features packed in small form factor
- Ability to set High Trim
- Motion sensing with PIR or microwave technology
- Daylight Harvesting - On/Off and Continuous Adjustment Mode



## Future Ready

- Add basic controls during installation or later, depending on need
- Future ready! Upgrade to network wireless controls without removing the fixture
- Version and firmware updates will be backwards compatible

# What can c-Max Basic Controls do?

- **Individually control luminaires**
  - 1 sensor per luminaire

- **Grouping**
  - Daisy chain wiring - up to 8 luminaires

- **High Trim**
  - Ability to set a maximum light level. Allows for high level of energy savings

- **Occupancy sensing (Microwave or PIR)**
  - Regulate lighting based on detection of people

- **Bi-level dimming**
  - Ability to set different set points for dimming levels

- **Daylight harvesting**
  - Regulate lighting in response to changing daylight conditions
  - Continuous adjustment mode

- **Photocell control (Outdoor Luminaires)**
  - Luminaire turns on/off based on ft candle







- **Save sensor settings**
  - 4 memory banks

View Our  
Video Here









## Fixture Integral Sensors

CONTROL IMAGE	ORDER CODE	ITEM #	DESCRIPTION	APPLICATION	FEATURES
	105564	<b>CN-RTMST</b>	Control Node Rectangular, Microwave Motion Sensor/Photocell, Translucent	Indoor & Outdoor	High Trim, Motion Sensing (Microwave), Photocell, Daylight Harvesting (on/off)
	105890	<b>CN-RTPSW</b>	Control Node Rectangular, PIR Motion Sensor/Daylight Harvesting, White	Indoor	High Trim, Motion Sensing (PIR), Photocell, Daylight Harvesting (continuous adjustment mode)
	105891	<b>CN-MGMST</b>	Control Node Rectangular, Microwave Motion Sensor/Photocell, Translucent	Indoor	High Trim, Motion Sensing (Microwave), Photocell, Daylight Harvesting (on/off)
	105565	<b>CN-RDMSW</b>	Control Node Round, PIR Motion Sensor/Photocell, White, IP66	Indoor	High Trim, Motion Sensing (PIR), Photocell, Daylight Harvesting (continuous adjustment mode)
	105566	<b>CN-RDMSB</b>	Control Node Round, Pir Motion Sensor/Photocell, Bronze, IP66	Outdoor	High Trim, Motion Sensing (PIR), Photocell
	108689	<b>CNA-RDMSW</b>	Basic Control Node (AJ) Round, PIR Motion Sensor, Daylight Harvesting, White	Indoor	High Trim, Motion Sensing (PIR), Photocell, Daylight Harvesting (continuous adjustment mode)

## Fixture Integral Photocells

CONTROL IMAGE	ORDER CODE	ITEM #	DESCRIPTION	APPLICATION	FEATURES
	105568	<b>CN-RTPCT</b>	Photocell Node Rectangular, Translucent	Outdoor	Photocell
	105569	<b>CN-RDPCB</b>	Photocell Node Round, Bronze, IP66	Outdoor	Photocell

## Accessories

CONTROL IMAGE	ORDER CODE	ITEM #	DESCRIPTION	APPLICATION	FEATURES
	105567	<b>CN-REMOTE</b>	Control Node Remote Control	Indoor & Outdoor	To be used with CN-RTMST, CN-RTPSW, CN-RDMSW, CN-RDMSB, CN-MGMST
	107785	<b>CEA-RDB**</b>	C-Max External Adapter Round Bronze Or White	Indoor & Outdoor	Adapter Paired with Round Nodes
	106903	<b>CEA-RDW**</b>			

\*\*Adapter compatible with c-Max Network & c-Max Basic Controls



# Pair c-Max nodes with Controls-Ready MaxLite products today, or in the future!



Patent Pending vandal-resistant design with locking screw that secures sensor to fixture.



## Controls Ready Fixtures

MaxLite Controls Ready (CR) fixtures allow for quick and easy in-field installation of controls. Simply purchase any CR fixture and the required Controls Node and you're all set! (See individual product datasheets for available controls options and ordering information)

INDOOR		RECESSED	LINEAR				
SENSOR	TECHNOLOGY	FlatMax Flat Panels, ArcMax Troffer, Troffer Retrofit Kit	LS Strip, LSV Vapor Tight, LSU Utility Wrap	ECO High Bay	Linear High Bay	Round High Bay	Magnetic Retrofit Bar Kit or Type C Kit
CN-RTMST	Microwave						
CN-RTPSW	PIR*						
CEA-RDW	-						
CN-RDMSW**	PIR*						
CNA-RDMSW	PIR*						
CN-MGMST	Microwave						

\*PIR requires line of sight and cannot not be used in products behind the lens

\*\*To use CN-RDMSW with the above linear and highbay products, the CEA-RDW External adapter also needs to be purchased separately


OUTDOOR							
SENSOR	TECHNOLOGY	Open Face Wall Pack	Cutoff Wall Pack	Barn Light	M Series	Area AR Slim+	PathMax Slim Bollards
CN-RTMST	Microwave						
CN-RTPCT	Photocell						
CN-RDMSB	PIR*						
CN-RDPCB	Photocell						

\*PIR requires line of sight and cannot not be used in products behind the lens

**Additional Resources:**  
Visit [www.maxlite.com/cmax](http://www.maxlite.com/cmax) for how-to videos, FAQs and more!



340 Changebridge Road  
Suite 201, Pine Brook,  
NJ 07006  
T: 1-800-555-5629  
F: 973-244-7333  
[www.maxlite.com](http://www.maxlite.com)



Updated: 05/30/2023

Item # CMAXBROCHURE  
Order Code: 106259