




NETWORK PARTNERS

CASAMBI



Scalable lighting
controls solutions
with industry leading
technology partners
while leveraging
c-Max's true plug and
play architecture



www.maxlite.com/cmax-network-partners



c-Max Network Partners features advanced networked lighting controls proposition that seamlessly combines MaxLite's broad c-Max controls ready luminaires with other technology partners control systems. This new wireless offering extends MaxLite's c-Max Lighting controls to now include Casambi's 5.0 qualified system featuring a globally interoperable lighting controls ecosystem. Multiple offering using the patented c-Max USB-C ports presents customers with technology agnostic choices to fit their controls and IoT needs. Built on the value proposition of c-Max architecture, it now brings scalable lighting controls in an affordable manner.



Simple

- Easy DIY installation - low voltage sensor plugs into USB-C receptacle on MaxLite controls ready fixture
- Easy commissioning using Casambi App (iOS & Android)
- Easy on budget - affordable and scalable solution

Versatile




- Scale across both indoor and outdoor product portfolio
- Multiple energy-saving features packed in small form factor
- Choose from a variety of devices including sensors, network nodes and powerpack

Future Ready




- Add network controls during installation or later, depending on need
- Upgrade sensors without removing the fixture
- Version and firmware updates will be backwards compatible








Fixture Integral Sensors

CONTROL IMAGE	ORDER CODE	ITEM #	DESCRIPTION	APPLICATION	FEATURES
	112428	NN-RTPSW-CA	Network Node Rectangular, PIR Motion Sensor/Daylight Harvesting, White	Indoor	Bluetooth®, Motion Sensor (PIR), Daylight Harvesting (continuous adjustment), High Trim, Scenes, Schedules
	112430	NN-RDMSW-CA	Network Node Round, PIR Motion Sensor, Daylight Harvesting, White	Indoor/Outdoor	Bluetooth®, Motion Sensor (PIR), Daylight Harvesting (continuous adjustment), High Trim, Scenes, Schedules
	112432	NN-RDMPB-CA	Network Node Round, PIR Motion Sensor, Photocell, Bronze	Indoor/Outdoor	Bluetooth®, Motion Sensor (PIR), Photocell (on/off) High Trim, Scenes Schedules


Fixture Integral Nodes

CONTROL IMAGE	ORDER CODE	ITEM #	DESCRIPTION	APPLICATION	FEATURES
	112429	NN-RTW-CA	Network Node Rectangular, White	Indoor & Outdoor	Bluetooth®, High Trim, Scenes, Schedules
	112433	NN-RDB-CA	Network Node Round Bronze Or White	Indoor & Outdoor	Bluetooth®, High Trim, Scenes, Schedules
	112431	NN-RDW-CA			
	112634	NN-MGT-CA	Network Node Magnetic Translucent	Indoor	Bluetooth®, High Trim, Scenes, Schedules


Wall Switches

CONTROL IMAGE	ORDER CODE	ITEM #	DESCRIPTION	APPLICATION	FEATURES
	111135	WNS1RK-W	Single Rocker Kinetic Wireless Switch	Indoor	Bluetooth®, On/Off, Manual Dimming
	111136	WNS2RK-W	Double Rocker Kinetic Wireless Switch	Indoor	Bluetooth®, On/Off, Manual Dimming, Scenes
	112434	WNS1DU-W-CA	Network Casambi Dimmer Wireless Wall Switch	Indoor	120-277V, Bluetooth®, On/Off, Manual Dimming
	112435	WNS1PU-W-CA	Network Casambi Dimmer Occupancy Wall Switch	Indoor	120-277V, Bluetooth®, On/Off, Manual Dimming, PIR Motion Sensor
	112436	WNS4SU-W-CA	Network Casambi Dimmer Wireless 4-Button Wall Switch	Indoor	120-277V, Bluetooth®, On/Off, Manual Dimming, Scenes

Relays

CONTROL IMAGE	ORDER CODE	ITEM #	DESCRIPTION	APPLICATION	FEATURES
	112642	NPP-ZC20A/V2-CA	120-277V Network Zone Controller 20A 0-10V	Indoor	Bluetooth®, High Trim, Scenes, Schedules, Plug Load

Ceiling Mounted Sensors

CONTROL IMAGE	ORDER CODE	ITEM #	DESCRIPTION	APPLICATION	FEATURES
	112427	CNSL-PSW-CA**	Network Sensor 12V, Bluetooth®/ PIR Motion Sensor/Daylight Harvest, White	Indoor	Bluetooth®, Motion Sensor (PIR), Daylight Harvesting (continuous adjustment), High Trim, Scenes, Schedules

**May be paired with a 12V powerpack or could be powered directly with MaxLite CR fixtures.

Maxlite has access to many other Casambi ready components/accessories not show on this page. Please consult with Maxlite for your project needs.

Technology Partner

CASAMBI

As a market leader in wireless lighting control solutions, Casambi leverages Bluetooth Low Energy (BLE) to establish a robust mesh network for secure, encrypted device-to-device communication within the lighting network. With over 5 million nodes deployed worldwide, Casambi offers great user experience, high performance, and scalability from small installs to large scale enterprise deployment needing cloud-based remote control, monitoring and data logging

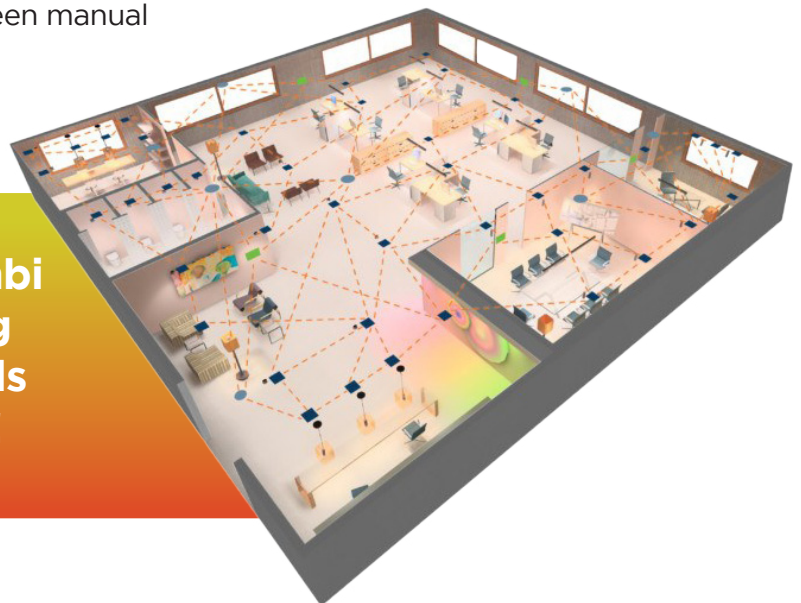


Casambi Mesh architecture features a self-healing network where data is automatically rerouted to prevent a connection drop with no single point of failure. The system can scale up to hundreds of devices with needing a central hub and the mesh network can function without being connected to the internet.

Use the user-friendly Casambi App to control lights, create scenes, animations, and perform commissioning or take advantage of Casambi Pro as a free planning and pre-commissioning tool to do most of the programming offsite on large lighting projects. The DLC NLC 5.0 compliant system is packed with strong suite of customizable solutions for RGB color, tunable white and daylighting with control hierarchy to manage conflicts between manual and automated lighting controls



**Explore how c-Max Casambi
ready products can bring
advanced lighting controls
in the most flexible way!**



CASAMBI Functionality

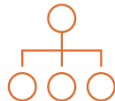
Experience Next Level Light

Smart | Clean | Easy



Gallery

Easily upload photos or floor plans to the Casambi app to visualize and interact with luminaires by marking their positions.



Control hierarchy

Control hierarchy is a functionality that overrides preset automated programming with manual control to fit real time needs.



Light color

Luminaire manufacturers define the color range of their Casambi Ready products, giving end users the freedom to select, customize, and save their preferred colors.



Elements

Partners can create company specific, unique features and products within the Ecosystem, from motorized luminaires to blind controls and more.



Scenes

Create multiple lighting scenes to fit the changing needs within a space. Customize scenes in the Casambi App, whether you want LLLC or zone control.



Animations

Animations are dynamic scenes lighting can fade from one scene into another. End users can set the tempo, duration and cycles in the app.



Daylight sensor

Scenes can be programmed for maximum light quality reducing energy consumption.



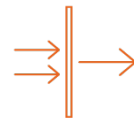
Occupancy sensor

Integrate your sensors to ensure the right light is being used at the right place and time.



Calendar & time

Scenes and animations can be programmed to turn on and off based on your needs.



Gateway

Set up integration to control your lights when you are not connected to the local BLE network.



Color temperature

End users can select specific color temperature within the range of the luminaire.



Grouping

Group your luminaires to be synchronously controlled and/or programmed for individual control.



Synchronization

Each node has full intelligence of all devices synchronizing with its digital twin in the Casambi cloud.



Sunrise & sunset

Tune into nature simply by setting a lighting network's time zone and location in the app.



Scalability

Single-room set ups are easy and cost-effective to add onto both indoor and outdoor.



Remote access

Enabling remote support, updates and off line editing, every where you are.



Parameters

Provide fixture parameters including, product data, LED versions, driver version, and more.



Pair c-Max Network Partner Nodes with Controls-Ready MaxLite products today, or in the future!



Patented vandal-resistant design with locking screw that secures sensor to fixture

MaxLite Controls Ready (CR) fixtures allow for quick and easy in-field installation of controls.

Simply purchase any CR fixture and the required Controls Node and you're all set!

(See individual product datasheets for available controls options and ordering information)

INDOOR					
NETWORK NODE	RECESSED Flat Panels, FPR Retrofit, ArcMax Troffer, TRK Retrofit	LINEAR LS Strip, RS Retrofit Strip, LSV Vapor Tight, LSU Utility Wrap	Eco/Value High Bay	Linear High Bay	Magnetic Retrofit Bar Kit/Type C Kits/ Down Lights
NN-RTPSW-CA					
NN-RTW-CA					
CEA-RDW					
NN-RDMSW-CA					
NN-RDW-CA					
NN-MGT-CA					

*PIR requires line of sight and cannot not be used in products behind the lens.

**To use NN-RDMSW-CA with the above linear and highbay products, the CEA-RDW External adapter also needs to be purchased separately

OUTDOOR							
NETWORK NODE	Open Face Wall Pack	Cutoff Wall Pack	Barn Light	Canopy	M Series	AE Slim Area Light	PathMax Slim Bollards
NN-RTW-CA							
CEA-RDB**							
NN-RDMPB-CA							
NN-RDB-CA							

*PIR requires line of sight and cannot not be used in products behind the lens. **Round nodes (NN-RD***) can be used with the CEA-RDB External Adapter

Applications




Office



Residential



Hospitality



Multi-Residential



Education

Healthcare

Retail

Outdoor



Download the Casambi App



MaxLite®

A NEW WAVE OF LIGHT

Technology Partner

CAS MBI