

TRIMAX TRI-PROOF VAPOR TIGHT SERIES



PRODUCT DESCRIPTION:

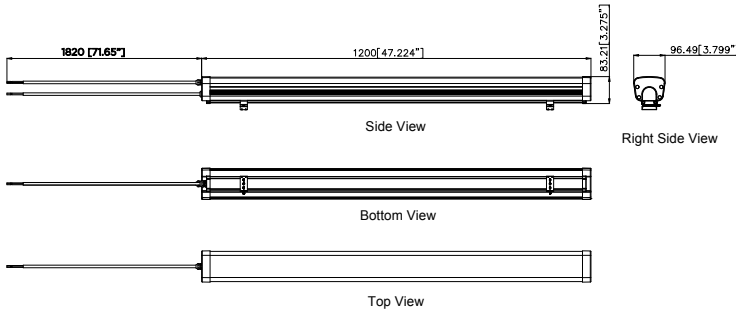
The TriMax Vapor Tight is a linear LED product with high efficiencies of 115 lm/W, an aluminum body to enhance heat dissipation, and flexible installation supporting either surface or suspended mounting kits. Designed with a full length polycarbonate lens, it is a waterproof, dustproof, and corrosion proof product that can be used in a wide variety of industrial and commercial environments such as warehouses, parking lots, stair wells, and many others.

FEATURES:

- Non-corrosive (PC) polycarbonate housing
- 120° wide beam angle
- High efficacy at 115 lm/W
- Surface mount standard and suspension kit optional
- IP66 rated with hermetic sealing
- ETL Sanitation listed confirming to ANSI/NSF 2
- CRI >80
- PF >0.9
- 0-10V Dimming standard
- DLC Premium - Low Bay qualified
- Vapor/Tamper Resistant
- White finish standard
- Optional daylight harvesting motion sensor available

CONSTRUCTION:

- One piece (PC) polycarbonate lens
- Aluminum heat sink, housing, and side caps
- Frosted lens with inside ribbing
- Universal voltage 120-277V
- Stainless steel mounting bracket clips



MODEL SELECTION (Full list of order codes on pg. 3)			Typical order example: VT-V4840U-40			
VT	V	48		U		
FAMILY	SUB		NOMINAL WATTAGE	VOLTAGE	CCT	OPTIONS
VT= Vapor Tight	V= Vandal Resistant	48= 4ft	40= 40W 60= 60W	U= 120-277V	40= 4000K 50= 5000K	(Omit)= None *EM= Battery Backup Unit *MS= Bi-Level Motion Sensor with Daylight Harvesting and Remote Control Capability

NOTES:
 *Made-to-order item. Please contact your MaxLite representative for order quantities and lead times.
 -For options, product can have either EM (battery backup) or MS (motion sensor). EMMS (battery backup & motion sensor) option is not available.
 -Battery backup unit provides 700 lumens for a minimum of 90 minutes.

SPECIFICATIONS:

ITEM	SPECIFICATION	DETAILS	
		VT-V4840U-40	VT-V4860U-40
GENERAL PERFORMANCE	Power Consumption (W)	38.3	61.7
	Lumens Delivered (lm)	4,550	7,360
	Efficacy (lm/W)	119	119
	CRI	≥80	
	Color Temperature	4000K, 5000K	
	L70 Lifetime (hours)	50,000	
	Color Consistency	Proprietary binning for uniform color	
ELECTRICAL	Power Factor (277V)	0.9	
	Input Voltage	120-277V	
	Mounting	Surface Mounting, Suspended Mounting	
	Weight	5.64 lb	
	Operating Temperature	-20°C to 40°C	
	Humidity	20-85% RH, non-condensing	
QUALIFICATION	Qualifications	DLC 4.1 Standard, cETLus, FCC, ETL Sanitation (ANSI/NSF 2)	
	Material Usage	RoHS compliant; no mercury	
	Environment	Indoor/Wet (IP66 rated)	
	Warranty	5 Years	

ORDERING:

ORDER CODE	MODEL NUMBER	NOMINAL WATTAGE	CCT
101636	VT-V4840U-40	40	4000K
101637	VT-V4840U-50		5000K
101638	VT-V4860U-40	60	4000K
101639	VT-V4860U-50		5000K

ACCESSORY TABLE		
ORDER CODE	MODEL NUMBER	DESCRIPTION
74139	MLCHKLSV15	Cable Kit 15' Loop X Loop 1 Pair
107825	RMHYTHRC-05	Remote for TRIMAX Motion Sensor

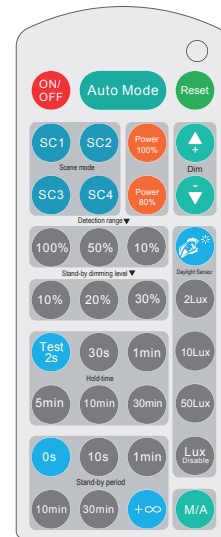
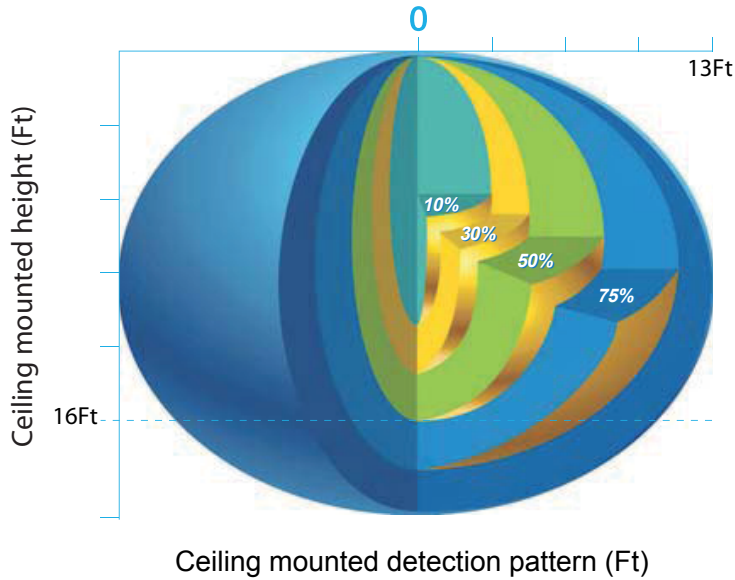
Below are all available settings for the MS (motion sensor) option. Default settings are highlighted in green. To change the default settings, purchase of the remote control (RMHYTHRC-05) is required.

1 Detection area

Detection area can be reduced by selecting the combination on the DIP switches to fit precisely for each specific application.

	1	2	
I	●	●	100%
II	●	○	75%
III	○	●	50%
IV	○	○	10%

- I – 100%
- II – 75%
- III – 50%
- IV – 10%



Remote control (RMHYTHRC-05)

2 Hold-time

Hold-time means the time period to keep the lamp on 100%, after all motion has ceased (detection area vacated).

	1	2	3	
I	●	●	●	5s
II	●	●	○	30s
III	●	○	●	1min
IV	●	○	○	5min
V	○	●	●	10min
VI	○	●	○	20min
VII	○	○	○	30min

- I – 5s
- II – 30s
- III – 1min
- IV – 5min
- V – 10min
- VI – 20min
- VII – 30min

3 Daylight sensor

The daylight threshold can be set on DIP switches, to fit for particular application.

- “Daylight” : The lamp works always, even during daylight.
- “Twilight” : The lamp works only in twilight and in darkness.
- “Darkness” : The lamp works only in darkness.

	1	2	
I	●	●	Disable
II	●	○	50Lux
III	○	●	10Lux
IV	○	○	2Lux

- I – Disable
- II – 50Lux
- III – 10Lux
- IV – 2Lux

4 Stand-by period (corridor function)

This is the time period you would like to keep at the low light output level before it is completely switched off in the long absence of people.

Note: “0s” means on/off control;
“+∞” means bi-level dimming control, fixture never switches off when daylight sensor is disabled.

	1	2	3	
I	●	●	●	0s
II	●	●	○	10s
III	●	○	●	1min
IV	●	○	○	5min
V	○	●	●	10min
VI	○	●	○	30min
VII	○	○	●	1H
VIII	○	○	○	+∞

- I – 0s
- II – 10s
- III – 1min
- IV – 5min
- V – 10min
- VI – 30min
- VII – 1H
- VIII – +∞

5 Stand-by dimming level

This is the dimmed low light output level you would like to have after the hold-time in the absence of people.

	1	2	
I	●	●	5%
II	●	○	10%
III	○	●	20%
IV	○	○	30%

- I – 5%
- II – 10%
- III – 20%
- IV – 30%

Technical Data

Operating voltage	120~277VAC
Switched power (capacitive load)	400W@120VAC; 800W@230VAC; 1000W@277VAC
Stand-by power	<1W
Detection area	10%/50%/75%/100% (100%/50%/10% on RC)
Hold-time	5s/30s/1min/5min/10min/20min/30min (TEST 2s/30s/1min/5min/10min/30min on RC)
Stand-by period	0s/10s/1min/5min/10min/30min/1h/+∞ (0s /10s/1min/10min/30min/+∞ on RC)
Stand-by dimming level	5%/10%/20%/30% (10%/20%/30% on RC)
Daylight threshold	2~50Lux/disable (2Lux/10Lux/50Lux/Lux disable on RC)
Sensor principle	High frequency (microwave)
Microwave frequency	5.8GHz+/-75MHz
Microwave power	<0.2mW
Detection range	Max. (ØxH): 8m x 5m
Detection angle	30°~150°
Mounting height	Max. 5m
Operating temperature	-20°C ~ +60 °C
Certificate	Semko, CB, EMC, CE, R&TTE, SAA