

LED STRIP
LS SERIES



PRODUCT DESCRIPTION:

The small size of the LS Series makes it an ideal choice for size-restricted applications. The LS Series can be the illumination solution in commercial, industrial, retail and residential applications. Fixtures can be used in storage/utility, shops, task and general area lighting.



FEATURES:

- 0-10V dimming standard
- CRI>80
- Universal voltage 120-277V
- L70 lumen maintenance of 100,000 hours
- Operating temperature: -4°F to 104°F, except fixtures with EM option
- Suitable for Damp Locations
- Optional motion sensor available
- Fixture may be surface, pendant, or stem mounted (accessories sold separately)

CONSTRUCTION:

- Sheet metal housing
- Powder coated
- One piece (PC) Polycarbonate lens
- Stainless steel mounting kits

WARRANTY:

10-year standard warranty with labor allowance* (further details available at www.maxlite.com/warranties)

*Warranty Limitations: Product must be rated for the application per the Product Data Sheet (PDS); operated ≤16 hrs; in ambient of -29°F to 104°F.

*Up to \$25/unit; labor allowances of up to \$500/unit available for purchase – contact MaxLite representative for details.

ORDER STRUCTURE

FAMILY	SIZE	WATTAGE (NOMINAL)	VOLTAGE	CCT	BACKUP BATTERY	OPTIONS
LS= Linear Strip	48= 4ft.	23= 23W 35= 35W 46= 46W	U= 120-277V	40= 4000K 50= 5000K	(OMIT)= None EM'= Emergency Battery Back up	(OMIT)= None MS= Bi-level motion Sensor with Daylight Harvesting – Remote Control Capability

¹EM option will provide 800 lumens in Emergency mode for a minimum of 90 minutes

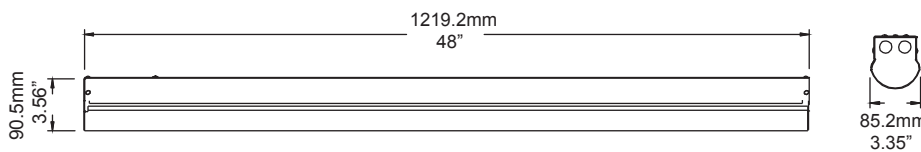
STOCKED ITEMS

MODEL NUMBER	DLC#	DLC CATEGORY
LS-4823U-40	PL45S73VRQM6, POJLYR5B	Direct Linear Ambient Luminaires and Stairwell and Passageway Luminaires
LS-4823U-50	PLZPM4HSGZW9, PA0D96X3	
LS-4835U-40	PLIO70E9DCB4, PL7G0KROXMS6	Stairwell and Passageway Luminaires and Direct Linear Ambient Luminaires
LS-4835U-50	PL2XQLAF2XX0, PLDA3SAUVU3M	
LS-4846U-40	PLO91RZYS48A, PLA768LKF5DY, P480QOJS	Low-Bay Luminaires, Stairwell and Passageway Luminaires and Direct Linear Ambient Luminaires
LS-4846U-50	PL9QZ2QYUUWS, PL7O43CIXR3X, PFZWI8DY	

SPECIFICATIONS		LS-4823U-XX	LS-4835U-XX	LS-4846U-XX
ITEM	SPECIFICATION	DETAILS		
GENERAL PERFORMANCE	Power Consumption (W)	23W	33W	46W
	Lumens Delivered (lm)	2,990 lm	4,594 lm	6,118 lm
	Efficacy (lm/W)	130 lm/W	121 lm/W	133 lm/W
	CRI	≥80		
	Color Temperature (K)	4000K and 5000K		
	L70 Lifetime (hours)	>100,000 Hrs.		
	Color Consistency	Proprietary binning for uniform color		
ELECTRICAL	Power Factor	≥0.9		
	Input Voltage	120-277V		
PHYSICAL	Mounting	Fixture may be surface, pendant, or stem mounted		
	Operating Temperature	-4°F to 104°F, except fixtures with EM option		
	Humidity	10% to 80% RH, non-condensing		
CERTIFICATION	Certification	cULus Listed, FCC		
	Operating Temperature	-4°F to 122°F (-20°C to 50°C)		
	Material Usage	RoHS compliant; no mercury		
	Environment	Indoor / Damp		
Warranty	10 year standard warranty			
QUALIFICATION	DesignLight Consortium	DLC Standard		


*L70 Lumen maintenance calculated for LED chip at max Ambient of 122°F (50°C)
EM option will provide 800 lumens in Emergency mode for a minimum of 90 minutes

DIMENSIONS




DIMENSIONS			
PRODUCT	L	W	H
LS-4823U-XX	48"	3.35"	3.56"
LS-4835U-XX			
LS-4846U-XX			

SENSOR INFORMATION

SENSOR	TECHNOLOGY	DIMMING	DAYLIGHT HARVESTING	REMOTE CONTROL	
MS	High Frequency	Bi-Level	Set Point	Yes	

*For motion sensor setting and information, please visit www.maxlite.com/controls

ACCESSORIES

DESCRIPTION	APPLICATION	MODEL NUMBER	ORDER CODE	ACCESSORY IMAGE
Cable Kit 15' Loop X Toggle Y 1 Pair	All Wattages	MLCHKLSU15	74138	
Remote Control for MS Commissioning	All Wattages	RMHYTHRC-05	108133	