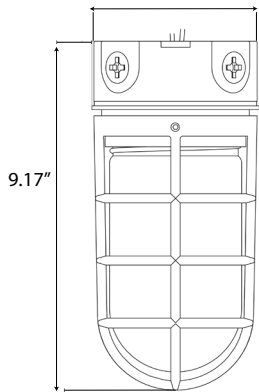


LED VAPORPROOF JELLY JAR

JJ SERIES (WITH LAMP)

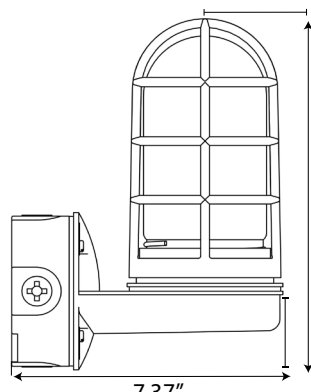


4.25"



9.17"

Ceiling Mount



9.66"

7.37"

Wall Mount



PRODUCT DESCRIPTION:

The MaxLite sealed Jelly Jar series offers a great value with its market leading enclosed rated LED lamps. These fixtures have multiple uses in cooler walk-in applications, high traffic areas susceptible to impact damages, or public spaces where lamp protection is important. Featuring aluminum die-cast bodies and guards, with a polycarbonate clear lens. These fixtures use EPDM gasketing, and brass assembly screws for the highest durability and long life.

FEATURES:

- Optional dusk to dawn lamp with integrated photocell
- Die Cast body and cages
- Polycarbonate enclosures
- Multiple side and rear knockouts
- Locking Allen screws to secure cages in place
- See page 2 for operating temperature ranges – lamp dependent

CONSTRUCTION:

- UL Listed for self ballasted LED Lamps
- Wet Rated
- Ceramic high temp sockets used
- Die Cast using ADC12 aluminum material
- Silver Powder Coat finish

CONTROL:

- Circuit controlled dimming is supported based on lamps used
- Knockouts are 1/2" trade size and support external photo-control device installation

WARRANTY:

5-year standard warranty* (further details available at www.maxlite.com/warranties)

*Product may be eligible for a warranty extension to 10 years, for an additional fee. Contact MaxLite for details.

MODEL SELECTION (Full list of order codes on pg. 2)




Typical order example: JJP12001

JJ		12	001
FAMILY	APPLICATION	OPERATING VOLTAGE	LAMPING
JJ= Jelly Jar	W= Wall Mounted C= Ceiling Mounted	12= 120V	001= 9W A19 E26 Base 3000K CCT Included

ACCESSORIES:

ORDER CODE	MODEL	ENERGY STAR	WATTS	EQUIVALENCY	DELIVER LUMENS	EFFICACY (lm/W)	CRI	CCT	DIMENSIONS (W" x MOL")
E26 Base									
14099394	E9A19DLED27/G6	★	9	60W Inc.	800	88	80	2700K	2.36" x 4.25"
14099397	E9A19DLED30/G6	★	9	60W Inc.	800	88	80	3000K	
14099398	E9A19DLED40/G6	★	9	60W Inc.	800	88	80	4000K	
76907	10CPUALED927	★	10	60W Inc.	900	90	80	2700K	2.97" x 2.47"
76908	10CPUALED930	★	10	60W Inc.	1000	100	80	3000K	
E26 Base, Dusk to Dawn Photocell Included									
100847	DTD9A19ND27	★	9	60W Inc.	800	89	82	2700k	2.36" x 4.25"

★ ENERGY STAR certified

ORDER CODE	MODEL NUMBER	DESCRIPTION	COLOR CHIP
103080	JJLAMBER	14W - 23W JELLY JAR, AMBER FROSTED PMMA LENS, LONG, SET OF 2	
14100466	JJBLUE	14W - 23W JELLY JAR, BLUE FROSTED PMMA LENS, LONG, SET OF 2	
14100467	JJLRED	14W - 23W JELLY JAR, RED FROSTED PMMA LENS, LONG, SET OF 2	

SPECIFICATIONS:

ITEM	SPECIFICATION	JJW12001	JJC12001
	Weight	3.1 lbs.	2.6 lbs.
	Housing	Aluminum Die Cast ADC12, EPDM Gasketing	
	Lens	Polycarbonate, clear	
	Mounting	Fits std. wall and ceiling j-boxes	
	Operating Temperature*	-4F-104F (Contact MaxLite for use beyond ratings)	
GENERAL PERFORMANCE	Lamp Type	A-19 Lamp	
	Spacing Criteria	Contact Maxlite for layout assistance	
	Color Temperature (CCT)	Bulb dependent	
	Source Lumens	E9A19DLED30 = 800 lm	
	Efficacy	9w ; 89 lm/w	
	Equivalency	60w Incan.	
	Dimming	Lamp and control dependent	
Lumen Maintenance (L70)	25,000 hr		
ELECTRICAL	Input Voltage	120VAC	
	Power Consumption	Max 100W input	
APPLICATION	Certification	cULus 8750, listed for use with enclosed rated SBLED	
	Environment	Wet	
	LED Class	LM-80, UL listed	
	Warranty	5-year standard warranty*	

*When operating above 90°F for extended periods of time, lifespan of bulb may be shorter than stated L70 time. Please contact your MaxLite representative for more information.




LAYOUT:

Mounting Height= 8 ft.

Each gridline represents one mounting height.

For mounting heights other than noted multiply FC by the below factor.

Factor= $\frac{(\text{Chart's Mtg Height})^2}{(\text{Actual Mtg Height})^2}$

- LEGEND**
-  0.5 FC
 -  1 FC
 -  0.2 FC

