

HID POST TOP HID SERIES



PRODUCT DESCRIPTION:

MaxLite's HID Post Top lamps are an easy and long-lasting replacement for HID bulbs in high/low bay fixtures and decorative post top luminaires. Designed to retrofit E26/E39/EX39 sockets with a simple ballast bypass, these LED lamps deliver high quality illumination at 60 percent energy savings vs. conventional light sources.



FEATURES:

- Mounting: Vertical, base up or base down
- Simple ballast bypass
- Instant-on, no warm up time
- Mercury free and virtually no UV or IR light
- Built-in intelligent over temperature protection IC
- Surge protection: 4kV
- THD: <20%
- Base: EX39 Mogul, E26

WARRANTY:

5-year standard warranty
(further details available at www.maxlite.com/warranties)
Product may be eligible for a warranty extension to 10 years, for an additional fee. Contact MaxLite for details.

ORDER STRUCTURE

WATTAGE (NOMINAL)	FAMILY	COLOR TEMPERATURE	BASE
27= 27W	PT = HID Post Top	40= 4000K	E26
36= 36W		50= 5000K	EX39
45= 45W			
54= 54W			
100= 100W			

NOTES:

1. E26 Base available for 27W only.
2. No DLC on 27W Model.

STOCKED ITEMS

ORDER CODE	MODEL NUMBER	DLC #	QTY IN MASTER CARTON
14102035	27PT40E26	N/A	16
14102034	27PT50E26	N/A	
14102037	36PT40EX39	PL8EWGDGDC3T	
14102036	36PT50EX39	PL7ORAME3GO2	
14102039	45PT40EX39	PL904U65M1HC	
14102038	45PT50EX39	PLLBW4UEULMW	
14102041	54PT40EX39	PLK64DDO7BY9	
14102040	54PT50EX39	PLAV04QGJ6WJ	6
14102043	100PT40EX39	PL5J74LJZ7J6	
14102042	100PT50EX39	PL3GVYB80MS5	

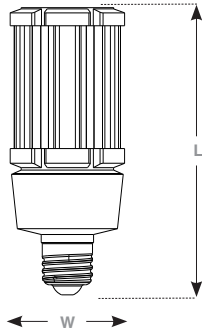
SPECIFICATIONS

		27PTxxE26	36PTxxEX39	45PTxxEX39	54PTxxEX39	100PTxxEX39
ITEM	SPECIFICATION	DETAILS				
GENERAL PERFORMANCE	Input Power (W)	27W	36W	45W	54W	100W
	Replacement	100W MH	150W MH	175W MH	200-250W MH	400W MH
	Lumens Delivered (lm)	3,900 lm	5,400 lm	6,750 lm	8,100 lm	15,000 lm
	Efficacy (lm/W)	144 lm/W	150 lm/W			
	CRI	>80				
	Color Temperature (K)	4000K and 5000K				
	L70 Lumen Maintenance* (hours)	50,000 Hrs.				
ELECTRICAL	Power Factor	≥0.9				
	Input Voltage	120-277V				
PHYSICAL	Rated to Enclosed Fixture	Yes				
	Operating Temperature	-40°F - 140°F				
	Base Type	EX26	EX39			
QUALIFICATION	Certifications	FCC, cULus Listed , cULus Classified, RoHS Compliant, LM80				
	Design Lights Consortium	N/A	DLC Listed 4.4*			
	Material Usage	no mercury				
	Environment	Damp				
	Warranty	5 year standard warranty				

NOTE:




* 27W is not DLC Listed.

DIMENSIONS



DIMENSIONS		
PRODUCT	L	W
27PT40E26	6.6"	2.4"
27PT50E26		
36PT40EX39	8.3"	3.3"
36PT50EX39		
45PT40EX39	9.5"	3.3"
45PT50EX39		
54PT40EX39		
54PT50EX39		
100PT40EX39	10.2"	5.1"
100PT50EX39		

ACCESSORIES

DESCRIPTION	MODEL NUMBER	ORDER CODE	ACCESSORY IMAGE
TEMP LIGHT WIRE FIXTURE WITH MOGUL BASE	SKFTLE39	71045	
PHOTOCELL SENSOR	DTDS-PT	103637	
MICROWAVE SENSOR	MS-PT	103638	
PIR SENSOR	PIR-PT	103636	