

EMERGENCY EXIT SERIES

The EX and EXC Exit Sign series offer quality emergency lighting solutions for stairway, hallway and other commercial office applications. The low profile makes it ideal to mount on walls or ceilings indicating the path of egress for up to 90 minutes after a power loss.

FEATURES:

- Long lasting LEDs - over 10 years
- High impact UV stabilized flame rated thermoplastic housing (UL94 V-0)
- 120V or 277V AC input
- Nickel Cadmium (NiCad) battery meets UL 90 minute emergency lighting requirement
- Test switch and AC-On indicator included
- Wall or ceiling mount capabilities
- Single or double face with removable chevrons
- Combo heads adjustable
- Canopy included

CERTIFICATIONS:

- UL924 Listed for Damp Locations (DL)
- CEC T20 Compliant
- NFPA 101 and NFPA 70
- OSHA


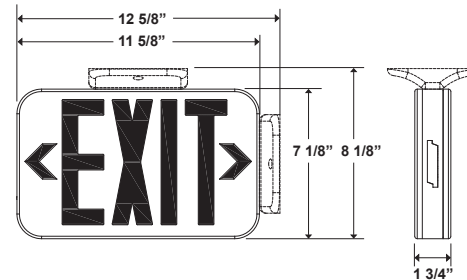
WARRANTY:

- 5 Years



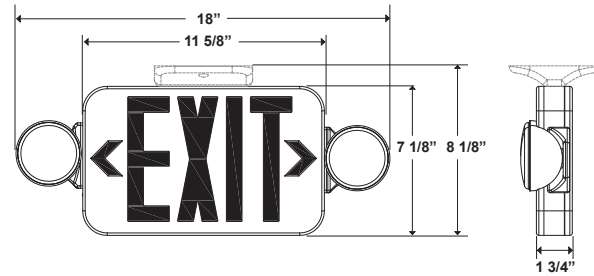
EX-RW

EX-GW



EXC-RW

EXC-GW



ORDERING INFORMATION:

PRODUCT IMAGE	ORDER NUMBER	MODEL	DESCRIPTION	FINISH	PERFORMANCE
	14101486	EX-RW	Exit, Thermoplastic, Red Letters, NiCad Battery, White	White	1.78W (120V) 1.88W (277V)
	14101487	EX-GW	Exit, Thermoplastic, Green Letters, NiCad Battery, White	White	1.49W (120V) 1.57 (277V)
	14101488	EXC-RW	Exit & Emergency Combo, Thermoplastic, Red Letters, NiCad Battery, White	White	4.2W (120V) 3.2W (277V)
	14101489	EXC-GW	Exit & Emergency Combo, Thermoplastic, Green Letters, NiCad Battery, White	White	3.22W (120V) 3.18W (277V)