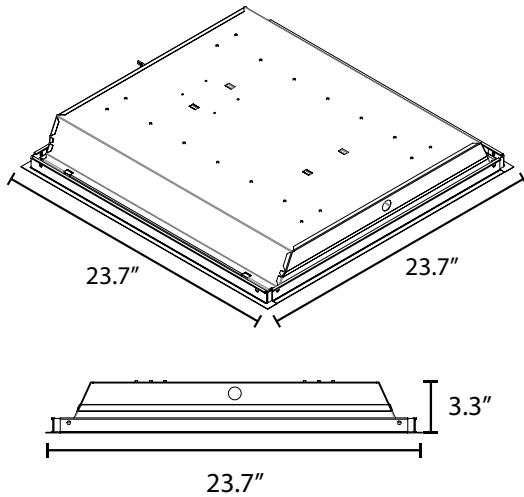


**ECO-T 2X2 LED RECESSED TROFFER**  
**MLRT22D SERIES**



**PRODUCT DESCRIPTION:**

Combining high efficiency and a high quality light in a performance-and value-optimized package, MaxLite's ECO-T™ LED Recessed Troffer represents the inflection point to making LEDs a cost-effective replacement for fluorescent troffers in lay-in or T-grid ceilings for the commercial and institutional market, including schools and municipalities.

ECO-T offers a classic recessed housing with LED strips that resemble fluorescent tubes when lit. While fluorescent fixtures can buzz and flicker and contribute to headache and eye fatigue, ECO-T is constructed with LM-80-rated LEDs and a prismatic clear diffuser for higher lumens, making it the silent and flicker-free solution for offices, lobbies, hallways and conference rooms in schools, municipalities, airports, healthcare facilities, showrooms, corporate campuses and retailers trying to stretch renovation and construction budgets. With standard 0-10V dimming provided, ECO-T maintains 90 percent of the light in a 60-degree beam angle to project light downward towards surfaces.

**FEATURES:**

- Surface mount kit available
- 150,000\* calculated hour life at L70 standards for 25W models
- 85,000\* calculated hour life at L70 standards for 35W models
- 9 lbs.
- 0-10V dimming standard
- CRI: >83
- IC-Rated
- Fits standard T-bar grid (drop ceilings)
- Also available in 2'x4'
- Room side access door to service and upgrade LED strips
- Suitable for damp locations
- Five year limited warranty

**MODEL SELECTION** (Full list of order codes on pg. 2)

Typical order example: MLRT22D2550\*EM

MLRT	22D			
FAMILY	SIZE	WATTAGE	CCT	EMERGENCY BACKUP
MLRT= ECO-T	22D= 2X2, Dimmable	25= 25 watts 35= 35 watts	35= 3500K 41= 4100K 50= 5000K	(OMIT)= No Emergency Power 1EM= Emergency Battery Backup

**ACCESSORIES**

ORDER CODE	MODEL NUMBER	DESCRIPTION
71885	MLSMKRT22D	Surface mount kit

1. \* In the event of a power failure, the battery backup units switch to emergency mode (700 lumen output) and operates the fixture for a minimum of 90 minutes.
2. \* Based on TM-21 calculations

**SPECIFICATIONS:**

ITEM	SPECIFICATION	MLRT22D2535	MLRT22D2541	MLRT22D2550	MLRT22D3535	MLRT22D3541	MLRT22D3550	
		25W - DETAILS			35W - DETAILS			
<b>GENERAL PERFORMANCE</b>	Power Consumption (W)	22.2	21.9	22.4	32.7	32	33.6	
	Lumens Delivered	2203	2152	2243	2985	3215	3375	
	Efficacy	99	98	100	100	97.3	100	
	CRI	82	82	83	82	82	83	
	Color Temperature	3500K	4100K	5000K	3500K	4100K	5000K	
	L70 Lifetime (hours)	150,000			85,000			
	Spacing Criteria	Available Upon Request						
	Color Consistency	Proprietary binning for uniform color						
<b>ELECTRICAL</b>	Power Factor	0.99						
	Input Voltage	120V-277V standard						
<b>PHYSICAL</b>	Housing	Steel						
	Mounting	Fits standard grid for drop ceilings						
	Humidity	20% - 85% RH, non condensing						
<b>CERTIFICATION</b>	Certification	FCC, LM-79, LM-80, DLC, ETL						
	Material Usage	NSF*, RoHS compliant; no mercury						
	Environment	Damp locations						
	Warranty	5 years						

\*Only 35W models are NSF certified

RECOMMENDED DIMMING CONTROLS	
Lutron	NFTV
Leviton	IP 710DL
Leviton	IP 710DLZ

Lighting layouts and spacing criteria available upon request

**ORDERING\*\*:**

ORDER CODE	MODEL NUMBER	OPTIONS	OUTPUT (LUMENS)	CCT	SIZE	POWER (WATTS)
74192	MLRT22D2535	None	2,203	3500K	2x2	25
74823	MLRT22D2535EM	Emergency Battery Backup				
74193	MLRT22D2541	None	2,152	4100K		
74824	MLRT22D2541EM	Emergency Battery Backup				
74194	MLRT22D2550	None	2,243	5000K		
74825	MLRT22D2550EM	Emergency Battery Backup				
72905	MLRT22D3535*	None	2,985	3500K	2x2	35
73510	MLRT22D3535EM*	Emergency Battery Backup				
72904	MLRT22D3541*	None	3,215	4100K		
74827	MLRT22D3541EM*	Emergency Battery Backup				
72903	MLRT22D3550*	None	3,375	5000K		
74826	MLRT22D3550EM*	Emergency Battery Backup				

\*NSF certified

\*\*Please contact your MaxLite representative to order products that don't have order codes listed here.

**CONSTRUCTION:**

- The housing and back panel are sheet steel
- Standard prismatic lens
- Modular construction for easy replacement

**CONTROL:**

- Integral Class2 ETL-listed LED driver
- Up to 20 panels can be linked to each master panel

**BUILDING AUTOMATION COMPATIBLE:**

Multiple panels can also be controlled from a single source. The panels can be linked to a building automation system. Contact your MaxLite representative for inquiries involving dimming control methods.

**ZONAL LUMEN TABULATION:**

**MLRT22D2535**

y(°)	Lumens	% Total
0-10	95.035	4.31%
10-20	271.426	12.32%
20-30	404.737	18.38%
30-40	456.388	20.72%
40-50	406.086	18.44%
50-60	279.236	12.68%
60-70	156.132	7.09%
70-80	95.923	4.36%
80-90	34.759	1.58%
90-100	0.465	0.02%
100-110	0.442	0.02%
110-120	0.416	0.02%
120-130	0.364	0.02%
130-140	0.344	0.02%
140-150	0.312	0.01%
150-160	0.242	0.01%
160-170	0.158	0.01%
170-180	0.058	0.00%
Total	2202.5	100%

**MLRT22D2541**

y(°)	Lumens	% Total
0-10	92.552	4.30%
10-20	264.602	12.29%
20-30	394.906	18.35%
30-40	445.902	20.72%
40-50	396.677	18.43%
50-60	273.82	12.72%
60-70	152.413	7.08%
70-80	93.518	4.34%
80-90	35.078	1.63%
90-100	0.486	0.02%
100-110	0.463	0.02%
110-120	0.449	0.02%
120-130	0.39	0.02%
130-140	0.367	0.02%
140-150	0.318	0.01%
150-160	0.246	0.01%
160-170	0.162	0.01%
170-180	0.056	0.00%
Total	2152.4	100%

**MLRT22D2550**

y(°)	Lumens	% Total
0-10	94.713	4.22%
10-20	271.386	12.10%
20-30	407.2	18.16%
30-40	463.414	20.66%
40-50	416.549	18.57%
50-60	291.256	12.99%
60-70	162.057	7.23%
70-80	98.116	4.37%
80-90	35.323	1.57%
90-100	0.449	0.02%
100-110	0.457	0.02%
110-120	0.427	0.02%
120-130	0.368	0.02%
130-140	0.339	0.02%
140-150	0.3	0.01%
150-160	0.231	0.01%
160-170	0.149	0.01%
170-180	0.054	0.00%
Total	2242.8	100%

y(°)	Lumens	% Total
0-60	1912.908	86.85%
60-90	286.814	13.02%
0-90	2199.722	99.87%
90-180	2.801	0.13%
0-180	2202.5	100%

**Zonal Lumen Data**

y(°)	Lumens	% Total
0-60	1868.459	86.81%
60-90	281.009	13.06%
0-90	2149.468	99.86%
90-180	2.937	0.14%
0-180	2152.4	100%

**Zonal Lumen Data**

y(°)	Lumens	% Total
0-60	1944.518	86.70%
60-90	295.496	13.18%
0-90	2240.014	99.88%
90-180	2.774	0.12%
0-180	2242.8	100%

**Zonal Lumen Data**

**ZONAL LUMEN TABULATION:**

**MLRT22D3535**

y(°)	Lumens
0-10	120.87
10-20	347.40
20-30	527.67
30-40	621.11
40-50	576.86
50-60	397.96
60-70	218.19
70-80	119.15
80-90	45.80
90-100	1.78
100-110	1.15
110-120	1.17
120-130	1.30
130-140	1.09
140-150	1.30
150-160	1.49
160-170	1.28
170-180	0.51

**MLRT22D3541**


y(°)	Lumens
0-10	129.40
10-20	371.99
20-30	564.58
30-40	663.91
40-50	617.78
50-60	431.03
60-70	238.74
70-80	129.11
80-90	53.19
90-100	4.05
100-110	1.44
110-120	1.35
120-130	1.39
130-140	1.18
140-150	1.29
150-160	1.37
160-170	1.14
170-180	0.45

**MLRT22D3550**


y(°)	Lumens
0-10	126.76
10-20	364.66
20-30	553.15
30-40	652.53
40-50	608.19
50-60	417.15
60-70	226.93
70-80	123.97
80-90	50.99
90-100	3.32
100-110	1.35
110-120	1.37
120-130	1.62
130-140	1.32
140-150	1.46
150-160	1.63
160-170	1.40
170-180	0.56

**ILLUMINANCE PLOT:**


**MLRT22D2535**



**MLRT22D2541**

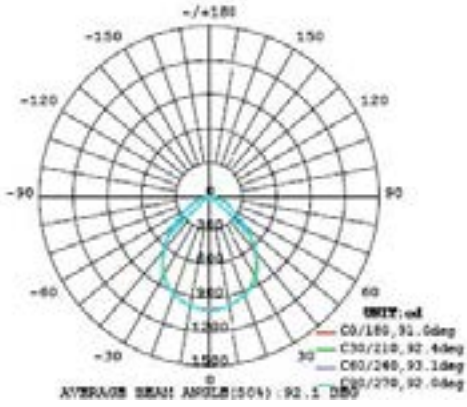


**MLRT22D2550**

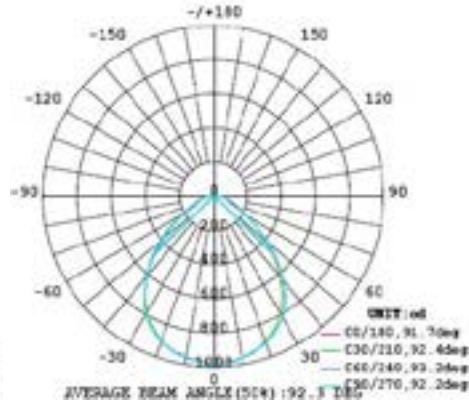


**POLAR CANDELA DISTRIBUTION:**

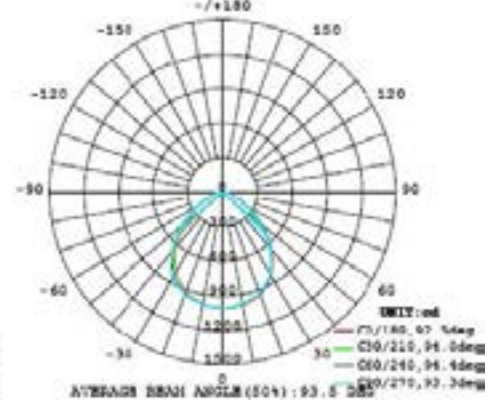
**MLRT22D2535**



**MLRT22D2541**



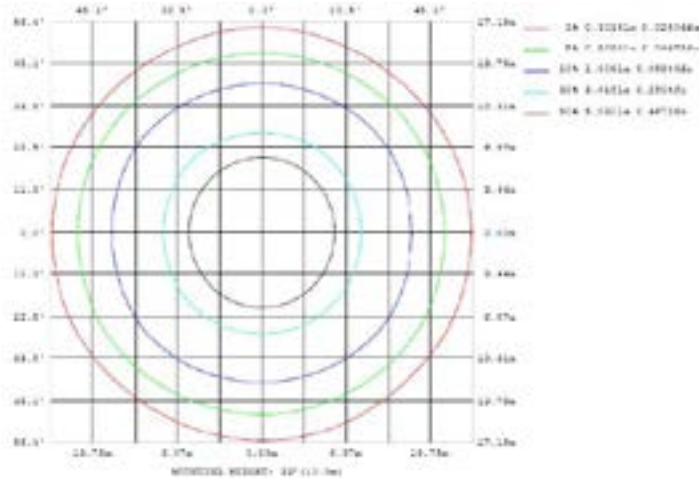
**MLRT22D2550**



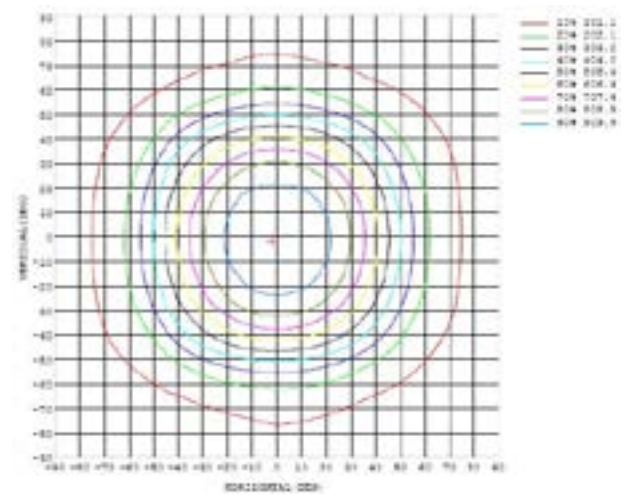
**ILLUMINANCE PLOT (FOOTCANDLES):**

**ISOCANDELA PLOT:**

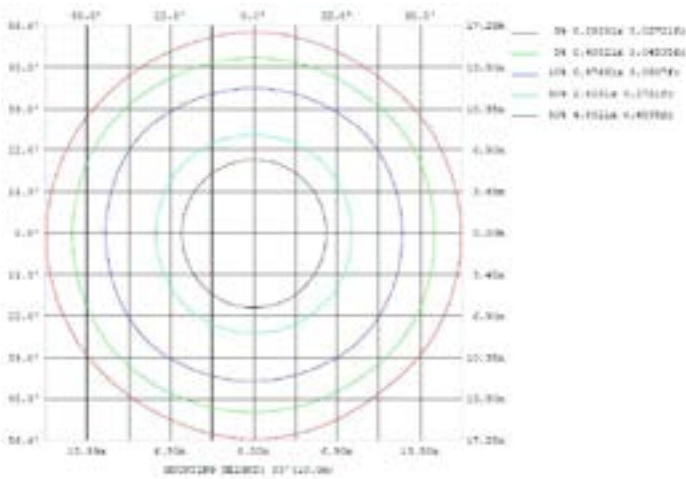
**MLRT22D2535**




**MLRT22D2535**



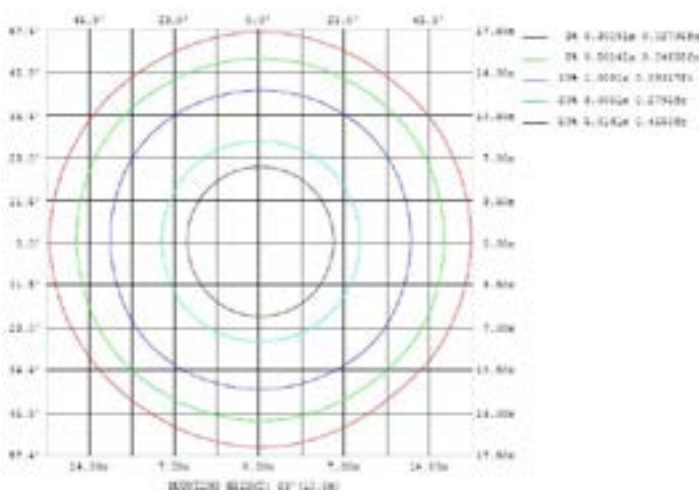
**MLRT22D2541**



**MLRT22D2541**



**MLRT22D2550**



**MLRT22D2550**

