

## IntelliMax Wall Switches & Dimmers

The **IntelliMax Wall Switches & Dimmers** are line-powered components in the IntelliMax family that ensure energy savings. These are compatible with 2.4 GHz zigbee wireless components connected to the IntelliMax gateway.

The switches and dimmers are the optimal solution for both retrofit and new construction applications where lighting controls are required. The switches replace traditional single-pole wall switches and fits in a standard single-gang wall box. No additional wiring is required.



### FEATURES:

- **3-way Switching Applications** - pair with IntelliMax Gateway for energy management
- **Standard Size for Seamless Installation** - the IntelliMax wall switches fit in a standard single-gang wall box
- **Complies with IEEE 802.15.4 Standards** - or domestic and international wireless networks
- **Aesthetically Pleasing Intuitive Design** - dimmer rocker switch and slender raise/lower side bar for ON/OFF, raise/lower control
- **Wireless Mesh Network** - self-healing mesh network feature has no hardwired backbone and connects all products together for a robust and reliable system without wires
- **Code Compliant Energy Management Functionality** - meets energy code requirements for ASHRAE 90.1 and Title 24

### ORDERING:







MODEL NUMBER	ORDER CODE	DESCRIPTION
IM-WSNDL15S	1410141	Requires IntelliMax Gateway to operate; 15A wall switch
IM-WSDDL1KD	1410149	Requires IntelliMax Gateway to operate; 1000VA dimmer

### SPECIFICATIONS:

SPECIFICATIONS	15A WALL SWITCH SPECIFICATIONS
Frequency	902MHz
Device Network Interface	ZigBee
Incandescent Rating	100-277VAC
LED/CFL Ratings	<0.5W
Fluorescent Ratings	5A
Motor	50-150 ft
Neutral Required	
SPECIFICATIONS	1000VA DIMMER SPECIFICATIONS
Frequency	2.4 GHz
Device Network Interface	ZigBee
Incandescent Rating	1000W- 120VAC, 60HZ
LED/CFL Ratings	450W- 120VAC, 60Hz
Neutral Required	
Warranty	Limited 5-year

## IntelliMax Wall Switches & Dimmers

### INTELLIMAX COMPATIBLE PRODUCTS:

INTELLIMAX PRODUCT	ORDER CODE	ITEM NUMBER	IMAGE
IntelliMax Gateway	1408934	IM-GWE1100W	
IntelliMax Gateway Mini Hub	1408936	IM-HBE100W	
IntelliMax Range Extender	1408938	IM-REEZ10W	
IntelliMax Occupancy Sensor	1408945	IM-MSZSC15	
IntelliMax Daylight Sensor	1409568	IM-PCLURPC-OCW	
IntelliMax Wall Switch	1410141	IM-WSNDL15S	
IntelliMax Wall Switch/Dimmer	1410149	IM-WSDDL1KD	