



WELCOME

LIGHTFAIR 2014 REVIEW

6/26/14 Webinar

Presented by: Greg Murphy



MAXLITE PRESENTS: LIGHTFAIR 2014 REVIEW

Topics:

- Lightfair 2014 Innovation Award Winner's
- Photo's from the show!
- Product's from MaxLite's Booth:
 - LED Outdoor Fixtures
 - LED Bulbs
 - LED Indoor Fixtures
- MaxLite Services
- Q&A Session



MAXLITE PRESENTS: VIVA LAS VEGAS 2014 LIGHTFAIR REVIEW

(MaxLite & The Rest Of The Show)

Did you miss the Light Fair innovation award winner's ceremony? Did you get through the crowds to see the MaxLite booth? Did you get a chance to go to the show at all? If you missed any of this, please join us on June 26th @ 12pm EST and see what you missed!

JOIN US TO LEARN MORE!



Thurs, June 26 at 12pm EST

To register click the "REGISTER NOW" button below

REGISTER NOW


Follow us on:



 Add webinar to your Calendar (if prompted to OPEN or SAVE, choose OPEN)


LED/OLED CHIPS & MODULES

- **Winner: Philips – LUXEON CoB Crisp White**
90 CRI offering warm and crisp white colors for retail.



BALLAST TRANSFORMERS, LED DRIVERS, SYSTEMS AND KITS

- Winner: OSRAM – Optotronic Programmable 2 DIM Outdoor LED Power Supply Outdoor IP66, 0-10V LED Dimming Power Supply



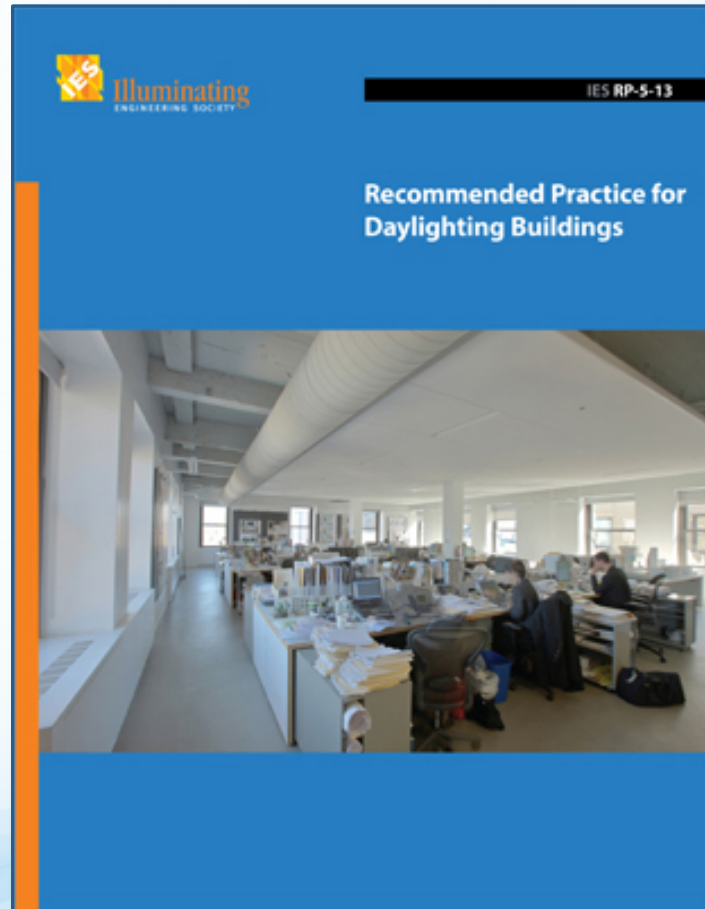
NON LUMINOUS COMPONENTS

- **Winner: DOW CORNING – MS-2002 Moldable White Reflector Silicone**
Highly moldable white reflector silicone.




RESEARCH PUBLICATIONS AND SOFTWARE

- Winner: IES – Recommended Practice For Daylighting Buildings.



CONTROLS & BUILDING INTEGRATION

- **Winner: Schneider Electric – Energy Insight**
Complete web based energy monitoring solution.



TECHNICAL INNOVATION AWARD

Technical Innovation Award: Recognizing the best leap forward in lighting technology.

And The Winner Is.... DICON Lighting's Cielux T80 LED Track Light!

The Cielux T80 is the first 80W LED and CRI>90 track light to achieve 50 lm/W. VWFL, FL, SP w/Accessories, dimming.




MOST INNOVATIVE OF THE YEAR


- **Most Innovative Of The Year:** Highest award presented by judges, recognizing the best new product.

And The Winner Is.... Acuity Brands Open!


Open luminaires utilize constructive occlusion to produce soft, comfortable illumination from a lens-free linear form.




HAPPY 25th ANNIVERSARY LFI!



LED OUTDOOR



Part #	MLSB12LED30
Part # Description (Label Title)	SMALL LED BULLET
On display (Y/N)	Y
Wattage	12.0
Replaces/Equiv.	50W QTZ
Lumens delivered	720
CCT	3000K
CRI	80
Beam Angle	68 Deg
Size	4"Ø x 6.6"(d) x 5.8"(h)
Color	BRONZE
Dimming Features	Non-Dimming
T24	N
DLC/Energy */LDL (Estimated Date/Y/N)	N
IP Rating	WET LOCATION
Material	ALUMINUM
Other Special Features and Benefits	TEMPERED GLASS
Note on Stock Date/Availability	Est. 8/1



Part #	MLSB12LED50
Part # Description (Label Title)	SMALL LED BULLET
On display (Y/N)	N
Wattage	12.0
Replaces/Equiv.	75W QTZ
Lumens delivered	810
CCT	5000K
CRI	74
Beam Angle	68 Deg
Size	4"Ø x 6.6"(d) x 5.8"(h)
Color	BRONZE
Dimming Features	Non-Dimming
T24	N
DLC/Energy */LDL (Estimated Date/Y/N)	DLC Est. 7/1
IP Rating	WET LOCATION
Material	ALUMINUM
Other Special Features and Benefits	TEMPERED GLASS
Note on Stock Date/Availability	Est. 8/1



Part #	MLLB30LED30
Part # Description (Label Title)	LARGE LED BULLET
On display (Y/N)	N
Wattage	30.0
Replaces/Equiv.	100W MH
Lumens delivered	2,200
CCT	3000K
CRI	80
Beam Angle	66 Deg
Size	5.1"Ø x 8.3"(d) x 6.8"(h)
Color	BRONZE
Dimming Features	Non-Dimming
T24	N
DLC/Energy */LDL (Estimated Date/Y/N)	N
IP Rating	WET LOCATION
Material	ALUMINUM
Other Special Features and Benefits	TEMPERED GLASS
Note on Stock Date/Availability	Est. 8/1



Part #	MLLB30LED50
Part # Description (Label Title)	LARGE LED BULLET
On display (Y/N)	Y
Wattage	30.0
Replaces/Equiv.	150 MH
Lumens delivered	2,500
CCT	5000K
CRI	74
Beam Angle	66 Deg
Size	5.1"Ø x 8.3"(d) x 6.8"(h)
Color	BRONZE
Dimming Features	Non-Dimming
T24	N
DLC/Energy */LDL (Estimated Date/Y/N)	DLC Est. 7/1
IP Rating	WET LOCATION
Material	ALUMINUM
Other Special Features and Benefits	TEMPERED GLASS; 86LPW
Note on Stock Date/Availability	Est. 8/1

LED OUTDOOR



Part #	MLFL45LED50MS
Part # Description (Label Title)	SMALL FLOOD WITH MOTION SENSOR
On display (Y/N)	N
Wattage	40.0
Replaces/Equiv.	175W MH
Lumens delivered	3,620
CCT	5000K
CRI	68
Beam Angle	105x108
Size	7.1"x5.6"x5.4"
Color	BRONZE
Dimming Features	Non-Dimming
T24	N
DLC/Energy */LDL (Estimated Date/Y/N)	
IP Rating	WET LOCATION
Material	ALUMINUM
Other Special Features and Benefits	TEMPERED GLASS; 91LPW
Note on Stock Date/Availability	Est. 8/30



Part #	MLFL25LED50MS
Part # Description (Label Title)	SMALL FLOOD WITH MOTION SENSOR
On display (Y/N)	Y
Wattage	21.0
Replaces/Equiv.	150W MH
Lumens delivered	1,670
CCT	5000K
CRI	68
Beam Angle	105x99
Size	7.1"x5.6"x5.4"
Color	BRONZE
Dimming Features	Non-Dimming
T24	N
DLC/Energy */LDL (Estimated Date/Y/N)	
IP Rating	WET LOCATION
Material	ALUMINUM
Other Special Features and Benefits	TEMPERED GLASS; 78LPW
Note on Stock Date/Availability	Est. 8/30



Part #	MLVPW14LED50CP
Part # Description (Label Title)	LED VAPOR PROOF - WALL
On display (Y/N)	Y
Wattage	14.0
Replaces/Equiv.	75W INC
Lumens delivered	1,160
CCT	5500K
CRI	65
Beam Angle	
Size	4.5"Ø x 7.4"(d) x 5.5"(h)
Color	RAW ALUMINUM
Dimming Features	Non-Dimming
T24	N
DLC/Energy */LDL (Estimated Date/Y/N)	
IP Rating	WET LOCATION
Material	ALUMINUM
Other Special Features and Benefits	POLYCARBONATE LENS
Note on Stock Date/Availability	



Part #	MLVPW14LED50FGWG
Part # Description (Label Title)	LED VAPOR PROOF - WALL
On display (Y/N)	Y
Wattage	14.0
Replaces/Equiv.	60W INC
Lumens delivered	890
CCT	5500K
CRI	65
Beam Angle	
Size	4.5"Ø x 7.4"(d) x 11.3"(h)
Color	RAW ALUMINUM
Dimming Features	Non-Dimming
T24	N
DLC/Energy */LDL (Estimated Date/Y/N)	
IP Rating	WET LOCATION
Material	ALUMINUM
Other Special Features and Benefits	FROSTED GLASS / CAST GUARD
Note on Stock Date/Availability	

LED OUTDOOR



Part #	MLVPC14LED50CP
Part # Description (Label Title)	LED VAPOR PROOF - CEILING
On display (Y/N)	N
Wattage	14.0
Replaces/Equiv.	75W INC
Lumens delivered	1,160
CCT	5500K
CRI	65
Beam Angle	
Size	4.5"Ø x 5.1"(h)
Color	RAW ALUMINUM
Dimming Features	Non-Dimming
T24	N
DLC/Energy */LDL (Estimated Date/Y/N)	N
IP Rating	WET LOCATION
Material	ALUMINUM
Other Special Features and Benefits	POLYCARBONATE LENS
Note on Stock Date/Availability	Est. 8/30



Part #	MLVPP14LED50FGWG
Part # Description (Label Title)	LED VAPOR PROOF - PENDANT
On display (Y/N)	N
Wattage	14.0
Replaces/Equiv.	60W INC
Lumens delivered	890
CCT	5500K
CRI	65
Beam Angle	
Size	4.5"Ø x 9.1"(h)
Color	RAW ALUMINUM
Dimming Features	Non-Dimming
T24	N
DLC/Energy */LDL (Estimated Date/Y/N)	N
IP Rating	WET LOCATION
Material	ALUMINUM
Other Special Features and Benefits	FROSTED GLASS / CAST GUARD
Note on Stock Date/Availability	Est. 8/30



Part #	MLVPP14LED50CP
Part # Description (Label Title)	LED VAPOR PROOF - PENDANT
On display (Y/N)	N
Wattage	14.0
Replaces/Equiv.	75W INC
Lumens delivered	1,160
CCT	5500K
CRI	65
Beam Angle	
Size	4.5"Ø x 5.4"(h)
Color	RAW ALUMINUM
Dimming Features	Non-Dimming
T24	N
DLC/Energy */LDL (Estimated Date/Y/N)	N
IP Rating	WET LOCATION
Material	ALUMINUM
Other Special Features and Benefits	POLYCARBONATE LENS
Note on Stock Date/Availability	Est. 8/30



Part #	MLPKG70LED50WMS2
Part # Description (Label Title)	LED PARKING GARAGE
On display (Y/N)	Y
Wattage	70.0
Replaces/Equiv.	250W MH
Lumens delivered	4,170
CCT	9
CRI	67
Beam Angle	
Size	12.3"x12.3"x9"
Color	WHITE
Dimming Features	HI/LOW - OFF
T24	Y
DLC/Energy */LDL (Estimated Date/Y/N)	DLC Est. 8/1
IP Rating	WET LOCATION
Material	ALUMINUM/POLYCARBONATE
Other Special Features and Benefits	MOTION / DAYLIGHT SENSOR
Note on Stock Date/Availability	Jul-14

LED OUTDOOR

	Part #	
	Part # Description (Label Title)	SMALL ADJUSTABLE LED WALL-FLOOD
	On display (Y/N)	
	Wattage	18.0
	Replaces/Equiv.	150W MH
	Lumens delivered	1,600
	CCT	5300K
	CRI	65
	Beam Angle	
	Size	6.2"(w)x3.8"(d)x7.2"(h)
	Color	BRONZE
	Dimming Features	Non-Dimming
	T24	N
	DLC/Energy */LDL (Estimated Date/Y/N)	*DLC DATE TBD
	IP Rating	IP66
	Material	ALUMINUM/BOROSCILICATE GLASS
Other Special Features and Benefits	ADJUSTABLE / OPTIONAL PC	
Note on Stock Date/Availability	Est. 8/30	

	Part #	MLPKG40LED50MS2
	Part # Description (Label Title)	LED PARKING GARAGE
	On display (Y/N)	N
	Wattage	37.0
	Replaces/Equiv.	175W MH
	Lumens delivered	2,930
	CCT	5000K
	CRI	70
	Beam Angle	
	Size	12.3"x12.3"x9"
	Color	BRONZE
	Dimming Features	HI/LOW - OFF
	T24	Y
	DLC/Energy */LDL (Estimated Date/Y/N)	DLC Est. 8/1
	IP Rating	WET LOCATION
	Material	ALUMINUM/POLYCARBONATE
Other Special Features and Benefits	MOTION/DAYLIGHT SENSOR, T24(JUL)	
Note on Stock Date/Availability	Jul-14	

	Part #	
	Part # Description (Label Title)	SMALL ADJUSTABLE LED WALL-FLOOD
	On display (Y/N)	N
	Wattage	26.0
	Replaces/Equiv.	150W MH
	Lumens delivered	1,870
	CCT	5600K
	CRI	65
	Beam Angle	
	Size	9.8"(w)x9.4"(d)x8.5"(h)
	Color	BRONZE
	Dimming Features	Non-Dimming
	T24	N
	DLC/Energy */LDL (Estimated Date/Y/N)	*DLC DATE TBD
	IP Rating	IP66
	Material	ALUMINUM/BOROSCILICATE GLASS
Other Special Features and Benefits	ADJUSTABLE	
Note on Stock Date/Availability	Est. 8/30	

	Part #	
	Part # Description (Label Title)	SMALL ADJUSTABLE LED WALL-FLOOD
	On display (Y/N)	N
	Wattage	13.0
	Replaces/Equiv.	100W QTZ
	Lumens delivered	1,160
	CCT	5300K
	CRI	65
	Beam Angle	
	Size	6.2"(w)x3.8"(d)x7.2"(h)
	Color	BRONZE
	Dimming Features	Non-Dimming
	T24	N
	DLC/Energy */LDL (Estimated Date/Y/N)	*DLC DATE TBD
	IP Rating	IP66
	Material	ALUMINUM/BOROSCILICATE GLASS
Other Special Features and Benefits	ADJUSTABLE / OPTIONAL PC	
Note on Stock Date/Availability	Est. 8/30	

LED OUTDOOR

Part #	
Part # Description (Label Title)	LARGE ADJUSTABLE LED WALL-FLOOD
On display (Y/N)	Y
Wattage	76.0
Replaces/Equiv.	250W MH
Lumens delivered	5,500
CCT	5600K
CRI	65
Beam Angle	
Size	15"(w)x11.7"(d)x8.5"(h)
Color	BRONZE
Dimming Features	Non-Dimming
T24	N
DLC/Energy */LDL (Estimated Date/Y/N)	*DLC DATE TBD
IP Rating	IP66
Material	ALUMINUM/BOROSCILICATE GLASS
Other Special Features and Benefits	ADJUSTABLE
Note on Stock Date/Availability	Est. 8/30



Part #	
Part # Description (Label Title)	SMALL ADJUSTABLE LED WALL-FLOOD
On display (Y/N)	
Wattage	26.0
Replaces/Equiv.	175W MH
Lumens delivered	2,300
CCT	5300K
CRI	65
Beam Angle	
Size	6.2"(w)x3.8"(d)x7.2"(h)
Color	BRONZE
Dimming Features	Non-Dimming
T24	N
DLC/Energy */LDL (Estimated Date/Y/N)	*DLC DATE TBD
IP Rating	IP66
Material	ALUMINUM/BOROSCILICATE GLASS
Other Special Features and Benefits	ADJUSTABLE / OPTIONAL PC
Note on Stock Date/Availability	Est. 8/30



Part #	TBD
Part # Description (Label Title)	HIGH MOUNT AREA LIGHT
On display (Y/N)	N
Wattage	50.0
Replaces/Equiv.	175W MH
Lumens delivered	3,800
CCT	5000K
CRI	70
Beam Angle	TYPE V
Size	9.5"Øx5.2(h)x13.5"(d)
Color	BRONZE
Dimming Features	NON-DIMMING
T24	N
DLC/Energy */LDL (Estimated Date/Y/N)	TBD
IP Rating	
Material	ALUMINUM / GLASS
Other Special Features and Benefits	PC & MOUNTING ARM INCL.
Note on Stock Date/Availability	Est. 8/30



Part #	
Part # Description (Label Title)	LARGE ADJUSTABLE LED WALL-FLOOD
On display (Y/N)	N
Wattage	52.0
Replaces/Equiv.	250W MH
Lumens delivered	4,020
CCT	5600K
CRI	65
Beam Angle	
Size	15"(w)x11.7"(d)x8.5"(h)
Color	BRONZE
Dimming Features	Non-Dimming
T24	N
DLC/Energy */LDL (Estimated Date/Y/N)	*DLC DATE TBD
IP Rating	IP66
Material	ALUMINUM/BOROSCILICATE GLASS
Other Special Features and Benefits	ADJUSTABLE
Note on Stock Date/Availability	Est. 8/30



LED OUTDOOR

Part #	TBD
Part # Description (Label Title)	HIGH OUTPUT FLOOD
On display (Y/N)	?
Wattage	900.0
Replaces/Equiv.	1800W MH
Lumens delivered	100,000
CCT	5000K
CRI	75
Beam Angle	13°, 20°, 30°, 45°, 60°
Size	18.9" ϕ x 21.4"(h) x 20.2"(d)
Color	GRAY
Dimming Features	NON-DIMMING
T24	N
DLC/Energy */LDL (Estimated Date/Y/N)	TBD
IP Rating	IP66
Material	ALUMINUM
Other Special Features and Benefits	115LPW @ 70CRI/5000K
Note on Stock Date/Availability	ITEM ON REVIEW



Part #	"MLSWP130LED50"
Part # Description (Label Title)	HIGH OUTPUT STD WALL PACK
On display (Y/N)	Y
Wattage	130.0
Replaces/Equiv.	400W MH
Lumens delivered	9,500
CCT	5000
CRI	65
Beam Angle	
Size	14.4"(w)x7.7"(d)x8.9"(h)
Color	BRONZE
Dimming Features	Non-Dimming
T24	N
DLC/Energy */LDL (Estimated Date/Y/N)	N
IP Rating	WET LOCATION
Material	ALUMINUM/POLYCARBONATE LENS
Other Special Features and Benefits	
Note on Stock Date/Availability	Est. 8/30



Part #	"ME2LR60Ux50"
Part # Description (Label Title)	MERAK II ROADWAY FIXTURE
On display (Y/N)	?
Wattage	64W
Replaces/Equiv.	150 HPS/MH
Lumens delivered	6,400
CCT	5000K
CRI	75
Beam Angle	Type I, II & III Available
Size	18.7"(l) x 12.6"(w) x 4.3"(h)
Color	GRAY/BRONZE/BLACK
Dimming Features	CAPABLE
T24	N
DLC/Energy */LDL (Estimated Date/Y/N)	Y (TYPE III ONLY)
IP Rating	IP65
Material	ALUMINUM
Other Special Features and Benefits	PC, DIMMING & 347/480V AVAIL
Note on Stock Date/Availability	TBD



Part #	TBD
Part # Description (Label Title)	HIGH MOUNT AREA LIGHT
On display (Y/N)	Y
Wattage	35.0
Replaces/Equiv.	150W HPS
Lumens delivered	2,200
CCT	5000K
CRI	70
Beam Angle	TYPE V
Size	9.5" ϕ x 5.2(h) x 13.5"(d)
Color	BRONZE
Dimming Features	NON-DIMMING
T24	N
DLC/Energy */LDL (Estimated Date/Y/N)	TBD
IP Rating	
Material	ALUMINUM / GLASS
Other Special Features and Benefits	PC & MOUNTING ARM INCL.
Note on Stock Date/Availability	Est. 8/30




LED OUTDOOR

	Part #	"ME2LR120Ux50"
	Part # Description (Label Title)	MERAK II ROADWAY FIXTURE
	On display (Y/N)	?
	Wattage	123W
	Replaces/Equiv.	400 MH
	Lumens delivered	12,700
	CCT	5000K
	CRI	75
	Beam Angle	Type I, II & III Available
	Size	24.1"(l) x 12.6"(w) x 4.3"(h)
	Color	GRAY/BRONZE/BLACK
	Dimming Features	CAPABLE
	T24	N
	DLC/Energy */LDL (Estimated Date/Y/N)	Y (TYPE III ONLY)
	IP Rating	IP65
Material	ALUMINUM	
Other Special Features and Benefits	PC, DIMMING & 347/480V AVAIL	
Note on Stock Date/Availability	TBD	

	Part #	"ME2LR30Ux50"
	Part # Description (Label Title)	MERAK II ROADWAY FIXTURE
	On display (Y/N)	?
	Wattage	32W
	Replaces/Equiv.	100 HPS/MH
	Lumens delivered	3,200
	CCT	5000K
	CRI	75
	Beam Angle	Type I, II & III Available
	Size	18.7"(l) x 12.6"(w) x 4.3"(h)
	Color	GRAY/BRONZE/BLACK
	Dimming Features	CAPABLE
	T24	N
	DLC/Energy */LDL (Estimated Date/Y/N)	Y (TYPE III ONLY)
	IP Rating	IP65
Material	ALUMINUM	
Other Special Features and Benefits	PC, DIMMING & 347/480V AVAIL	
Note on Stock Date/Availability	TBD	

	Part #	"ME2LR90Ux50"
	Part # Description (Label Title)	MERAK II ROADWAY FIXTURE
	On display (Y/N)	?
	Wattage	93W
	Replaces/Equiv.	250 HPS/MH
	Lumens delivered	9,400
	CCT	5000K
	CRI	75
	Beam Angle	Type I, II & III Available
	Size	24.1"(l) x 12.6"(w) x 4.3"(h)
	Color	GRAY/BRONZE/BLACK
	Dimming Features	CAPABLE
	T24	N
	DLC/Energy */LDL (Estimated Date/Y/N)	Y (TYPE III ONLY)
	IP Rating	IP65
Material	ALUMINUM	
Other Special Features and Benefits	PC, DIMMING & 347/480V AVAIL	
Note on Stock Date/Availability	TBD	

LED OMNIDIRECTIONAL A19 BULBS

	Part #	7A19DLED27
	Part # Description (Label Title)	7W DIMMABLE OMNIDIRECTIONAL A19 2700K
	On display (Y/N)	Y
	Wattage	7W
	Replaces/Equiv.	40W INCANDESCENT
	Lumens delivered	470
	CCT	2700K (Also available 3000K, 4100K)
	CRI	82
	Beam Angle	OMNI
	Size	4.40"
	Color	WARM WHITE
	Dimming Features	DIMMABLE
	T24	n/a
DLC/Energy */LDL (Estimated Date/Y/N)	Energy Star	
IP Rating	n/a	
Material	Aluminum/Plastic	
Other Special Features and Benefits		
Note on Stock Date/Availability	7/28/14	

	Part #	10A19DLED27
	Part # Description (Label Title)	10W DIMMABLE OMNIDIRECTIONAL A19 2700K
	On display (Y/N)	Y
	Wattage	10W
	Replaces/Equiv.	60W INCANDESCENT
	Lumens delivered	800
	CCT	2700K (Also available 3000K, 4100K)
	CRI	82
	Beam Angle	OMNI
	Size	4.40"
	Color	WARM WHITE
	Dimming Features	DIMMABLE
	T24	n/a
DLC/Energy */LDL (Estimated Date/Y/N)	Energy Star	
IP Rating	n/a	
Material	Aluminum/Plastic	
Other Special Features and Benefits		
Note on Stock Date/Availability	7/23/14	

	Part #	12A19DLED27
	Part # Description (Label Title)	12W DIMMABLE OMNIDIRECTIONAL A19 2700K
	On display (Y/N)	Y
	Wattage	12W
	Replaces/Equiv.	75W INCANDESCENT
	Lumens delivered	1,100
	CCT	2700K (Also available 3000K, 4100K)
	CRI	82
	Beam Angle	OMNI
	Size	4.40"
	Color	WARM WHITE
	Dimming Features	DIMMABLE
	T24	n/a
DLC/Energy */LDL (Estimated Date/Y/N)	Energy Star	
IP Rating	n/a	
Material	Aluminum/Plastic	
Other Special Features and Benefits		
Note on Stock Date/Availability	6/20/14	

	Part #	17A21DLED27
	Part # Description (Label Title)	17W DIMMABLE OMNIDIRECTIONAL A21 2700K
	On display (Y/N)	Y
	Wattage	17W
	Replaces/Equiv.	100W INCANDESCENT
	Lumens delivered	1,600
	CCT	2700K (Also available 3000K, 4100K)
	CRI	82
	Beam Angle	OMNI
	Size	5.06"
	Color	WARM WHITE
	Dimming Features	DIMMABLE
	T24	n/a
DLC/Energy */LDL (Estimated Date/Y/N)	Energy Star	
IP Rating	n/a	
Material	Aluminum/Plastic	
Other Special Features and Benefits		
Note on Stock Date/Availability	6/26/14	

	Part #	10A19GUDLED30
	Part # Description (Label Title)	10W DIMMABLE OMNIDIRECTIONAL A19 GU24
	On display (Y/N)	Y
	Wattage	10W
	Replaces/Equiv.	60W INCANDESCENT
	Lumens delivered	800
	CCT	3000K (Also available 2700K, 4100K)
	CRI	82
	Beam Angle	OMNI
	Size	4.40"
	Color	SOFT WHITE
	Dimming Features	DIMMABLE
	T24	n/a
DLC/Energy */LDL (Estimated Date/Y/N)	Energy Star	
IP Rating	n/a	
Material	Aluminum/Plastic	
Other Special Features and Benefits		
Note on Stock Date/Availability	8/4/14	

	Part #	17A21GUDLED27
	Part # Description (Label Title)	17W DIMMABLE OMNIDIRECTIONAL A21 GU24
	On display (Y/N)	Y
	Wattage	17W
	Replaces/Equiv.	100W INCANDESCENT
	Lumens delivered	1,600
	CCT	3000K (Also available 2700K, 4100K)
	CRI	82
	Beam Angle	OMNI
	Size	5.06"
	Color	SOFT WHITE
	Dimming Features	DIMMABLE
	T24	n/a
DLC/Energy */LDL (Estimated Date/Y/N)	Energy Star	
IP Rating	n/a	
Material	Aluminum/Plastic	
Other Special Features and Benefits		
Note on Stock Date/Availability	8/4/14	

LED PAR'S & BR'S

	Part #	7P20DLED27FL
	Part # Description (Label Title)	7W DIMMABLE PAR20 2700K FLOOD
	On display (Y/N)	Y
	Wattage	7W
	Replaces/Equiv.	50W INCANDESCENT
	Lumens delivered	470
	CCT	2700K (Also available 3000K, 4100K, 5000K)
	CRI	82
	Beam Angle	40° (Also available 25°)
	Size	3.35"
	Color	WARM WHITE
	Dimming Features	DIMMABLE
	T24	n/a
	DLC/Energy */LDL (Estimated Date/Y/N)	Energy Star
IP Rating	n/a	
Material	Aluminum/Plastic	
Other Special Features and Benefits		
Note on Stock Date/Availability	October	

	Part #	12P30DLED27NF
	Part # Description (Label Title)	12W DIMMABLE PAR30 LONG NECK 2700K N. FLOOD
	On display (Y/N)	Y
	Wattage	12W
	Replaces/Equiv.	75W INCANDESCENT
	Lumens delivered	850
	CCT	2700K (Also available 3000K, 4100K, 5000K)
	CRI	82
	Beam Angle	25° (Also available 40°)
	Size	4.53"
	Color	WARM WHITE
	Dimming Features	DIMMABLE
	T24	n/a
	DLC/Energy */LDL (Estimated Date/Y/N)	Energy Star
IP Rating	n/a	
Material	Aluminum/Plastic	
Other Special Features and Benefits		
Note on Stock Date/Availability	October	

	Part #	15P38DLED27FL
	Part # Description (Label Title)	15W DIMMABLE PAR38 2700K FLOOD 40
	On display (Y/N)	Y
	Wattage	15W
	Replaces/Equiv.	90W INCANDESCENT
	Lumens delivered	1,050
	CCT	2700K (Also available 3000K, 4100K)
	CRI	82
	Beam Angle	40° (Also available 25°)
	Size	5.10"
	Color	WARM WHITE
	Dimming Features	DIMMABLE
	T24	n/a
	DLC/Energy */LDL (Estimated Date/Y/N)	Energy Star
IP Rating	n/a	
Material	Aluminum/Plastic	
Other Special Features and Benefits		
Note on Stock Date/Availability	October	

	Part #	17P38DLED27FL
	Part # Description (Label Title)	17W DIMMABLE WET LOCATION PAR38 2700K FLOOD
	On display (Y/N)	Y
	Wattage	17W
	Replaces/Equiv.	120W INCANDESCENT
	Lumens delivered	1,300
	CCT	2700K (Also available 3000K, 4100K, 5000K)
	CRI	82
	Beam Angle	40°
	Size	5.10"
	Color	WARM WHITE
	Dimming Features	DIMMABLE
	T24	n/a
	DLC/Energy */LDL (Estimated Date/Y/N)	Energy Star (October)
IP Rating	IP65	
Material	Aluminum/Plastic	
Other Special Features and Benefits	UL rated for wet locations	
Note on Stock Date/Availability	7/4/14	


	Part #	7BR20DLED27
	Part # Description (Label Title)	7W DIMMABLE BR20 2700K
	On display (Y/N)	Y
	Wattage	7W
	Replaces/Equiv.	50W INCANDESCENT
	Lumens delivered	550
	CCT	2700K (Also available 3000K, 4100K)
	CRI	82
	Beam Angle	107°
	Size	3.80"
	Color	WARM WHITE
	Dimming Features	DIMMABLE
	T24	n/a
	DLC/Energy */LDL (Estimated Date/Y/N)	Energy Star
IP Rating	n/a	
Material	Aluminum/Plastic	
Other Special Features and Benefits		
Note on Stock Date/Availability	7/30/14	

	Part #	11BR30DLED27
	Part # Description (Label Title)	11W DIMMABLE BR30 2700K
	On display (Y/N)	Y
	Wattage	11W
	Replaces/Equiv.	85W INCANDESCENT
	Lumens delivered	850
	CCT	2700K (Also available 3000K, 4100K)
	CRI	82
	Beam Angle	110°
	Size	5.06"
	Color	WARM WHITE
	Dimming Features	DIMMABLE
	T24	n/a
	DLC/Energy */LDL (Estimated Date/Y/N)	Energy Star
IP Rating	n/a	
Material	Aluminum/Plastic	
Other Special Features and Benefits		
Note on Stock Date/Availability	7/18/14	

LED PAR'S & BR'S

	Part #	17BR40DLED27
	Part # Description (Label Title)	17W DIMMABLE BR40 2700K
	On display (Y/N)	Y
	Wattage	17W
	Replaces/Equiv.	120W INCANDESCENT
	Lumens delivered	1,400
	CCT	2700K (Also available 3000K, 4100K)
	CRI	82
	Beam Angle	110°
	Size	4.72 X 6.26
	Color	WARM WHITE
	Dimming Features	DIMMABLE
	T24	n/a
	DLC/Energy */LDL (Estimated Date/Y/N)	Energy Star
	IP Rating	n/a
Material	Aluminum/Plastic	
Other Special Features and Benefits		
Note on Stock Date/Availability	7/18/14	

LED OMNIDIRECTIONAL A19 BULBS


	Part #	SKB09.5DLED27
	Part # Description (Label Title)	9.5W OMNIDIRECTIONAL A19 2700K
	On display (Y/N)	Y
	Wattage	9.5W
	Replaces/Equiv.	60W INCANDESCENT
	Lumens delivered	800
	CCT	2700K (Also available 3000K)
	CRI	80
	Beam Angle	OMNI
	Size	4.40"
	Color	WARM WHITE
	Dimming Features	NON-DIMMABLE
	T24	n/a
	DLC/Energy */LDL (Estimated Date/Y/N)	E* (October)
	IP Rating	n/a
Material	Ceramic/Plastic	
Other Special Features and Benefits		
Note on Stock Date/Availability	R&D Stage - Coming Soon	

LED POST TOP BULBS


	Part #	SKPT12LEDU30E26
	Part # Description (Label Title)	12W LED POST TOP 3000K
	On display (Y/N)	Y
	Wattage	12W
	Replaces/Equiv.	50W METAL HALIDE
	Lumens delivered	1,100
	CCT	3000K (Also available 5000K)
	CRI	80
	Beam Angle	OMNI
	Size	6.45"
	Color	SOFT WHITE
	Dimming Features	NON-DIMMABLE
	T24	n/a
	DLC/Energy */LDL (Estimated Date/Y/N)	n/a
IP Rating	n/a	
Material	Aluminum/Plastic	
Other Special Features and Benefits	Suitable for enclosed fixture, Universal voltage 120-277V	
Note on Stock Date/Availability	7/7/14	

	Part #	SKPT20LEDU50E26
	Part # Description (Label Title)	20W LED POST TOP 5000K
	On display (Y/N)	Y
	Wattage	20W
	Replaces/Equiv.	75W METAL HALIDE
	Lumens delivered	1,800
	CCT	5000K (Also available 3000K)
	CRI	82
	Beam Angle	OMNI
	Size	7.64"
	Color	DAY LIGHT
	Dimming Features	NON-DIMMABLE
	T24	n/a
	DLC/Energy */LDL (Estimated Date/Y/N)	n/a
IP Rating	n/a	
Material	Aluminum/Plastic	
Other Special Features and Benefits	Suitable for enclosed fixture, Universal voltage 120-277V	
Note on Stock Date/Availability	7/7/14	


LED PL LAMPS




Part #	7PLG24QLED35
Part # Description (Label Title)	7W PL LED G24Q 3500K
On display (Y/N)	Y
Wattage	7W
Replaces/Equiv.	18W FLUORESCENT
Lumens delivered	700
CCT	3500K (Also available in 2700K, 4100K, 5000K)
CRI	80
Beam Angle	120°
Size	6.50"
Color	NEUTRAL WHITE
Dimming Features	NON-DIMMABLE
T24	n/a
DLC/Energy */LDL (Estimated Date/Y/N)	n/a
IP Rating	n/a
Material	Aluminum/Plastic
Other Special Features and Benefits	Rotatable 270°, 120-277V
Note on Stock Date/Availability	August



Part #	7PLGX23LED50
Part # Description (Label Title)	7W PL LED GX23 5000K
On display (Y/N)	Y
Wattage	7W
Replaces/Equiv.	18W FLUORESCENT
Lumens delivered	750
CCT	5000K (Also available in 2700K, 3500K, 4100K)
CRI	80
Beam Angle	120°
Size	6.75"
Color	DAY LIGHT
Dimming Features	NON-DIMMABLE
T24	n/a
DLC/Energy */LDL (Estimated Date/Y/N)	n/a
IP Rating	n/a
Material	Aluminum/Plastic
Other Special Features and Benefits	Rotatable 270°, 120-277V
Note on Stock Date/Availability	August




Part #	5PLG24QLED35
Part # Description (Label Title)	5W PL LED G24Q 3500K
On display (Y/N)	Y
Wattage	5W
Replaces/Equiv.	13W FLUORESCENT
Lumens delivered	500
CCT	3500K (Also available in 2700K, 4100K, 5000K)
CRI	80
Beam Angle	120°
Size	5.50"
Color	NEUTRAL WHITE
Dimming Features	NON-DIMMABLE
T24	n/a
DLC/Energy */LDL (Estimated Date/Y/N)	n/a
IP Rating	n/a
Material	Aluminum/Plastic
Other Special Features and Benefits	Rotatable 270°, 120-277V
Note on Stock Date/Availability	August




Part #	5PLGULED41
Part # Description (Label Title)	5W PL LED GU24 4100K
On display (Y/N)	Y
Wattage	5W
Replaces/Equiv.	13W FLUORESCENT
Lumens delivered	525
CCT	4100K (Also available 2700K)
CRI	80
Beam Angle	120°
Size	5.38"
Color	COOL WHITE
Dimming Features	NON-DIMMABLE
T24	n/a
DLC/Energy */LDL (Estimated Date/Y/N)	n/a
IP Rating	n/a
Material	Aluminum/Plastic
Other Special Features and Benefits	Rotatable 270°
Note on Stock Date/Availability	August

LED G9 & LONG TWIN 2G11

	Part #	SKG0905LED27
	Part # Description (Label Title)	5W LED G9 DIMMABLE
	On display (Y/N)	Y
	Wattage	5W
	Replaces/Equiv.	40W Halogen
	Lumens delivered	350
	CCT	2700K
	CRI	80
	Beam Angle	OMNI
	Size	2.5"
	Color	WARM WHITE
	Dimming Features	DIMMABLE
	T24	n/a
	DLC/Energy */LDL (Estimated Date/Y/N)	n/a
IP Rating	n/a	
Material	Ceramic/Plastic	
Other Special Features and Benefits		
Note on Stock Date/Availability	September	

	Part #	SKG0905LED27
	Part # Description (Label Title)	5W LED G9 NON-DIM
	On display (Y/N)	Y
	Wattage	5W
	Replaces/Equiv.	40W Halogen
	Lumens delivered	430
	CCT	2700K
	CRI	80
	Beam Angle	OMNI
	Size	2.5"
	Color	WARM WHITE
	Dimming Features	NON-DIMMABLE
	T24	n/a
	DLC/Energy */LDL (Estimated Date/Y/N)	n/a
IP Rating	n/a	
Material	Ceramic/Plastic	
Other Special Features and Benefits		
Note on Stock Date/Availability	September	

	Part #	20PLL2G11LED41
	Part # Description (Label Title)	20W LONG TWIN 2G11 4100K
	On display (Y/N)	Y
	Wattage	20W
	Replaces/Equiv.	36W FLUORESCENT
	Lumens delivered	2,300
	CCT	4100K
	CRI	80
	Beam Angle	180
	Size	21.25"
	Color	COOL WHITE
	Dimming Features	NON-DIMMABLE
	T24	n/a
	DLC/Energy */LDL (Estimated Date/Y/N)	n/a
IP Rating	n/a	
Material	Aluminum/Plastic	
Other Special Features and Benefits	Plug & Play, work with existing ballast	
Note on Stock Date/Availability	R&D stage - Coming Soon	

LED INDOOR

Part #	Lightbar Connector Box
Part # Description (Label Title)	TBD
On display (Y/N)	(Hand Carried)
Wattage	N/A
Replaces/Equiv.	N/A
Lumens delivered	N/A
CCT	N/A
CRI	N/A
Beam Angle	N/A
Size	
Color	White
Dimming Features	N/A
T24	N/A
DLC/Energy */LDL (Estimated Date/Y/N)	N/A
IP Rating	Damp
Material	Aluminum
Other Special Features and Benefits	Meets NEC Wire Compartment Requirements
Note on Stock Date/Availability	Est. September




Part #	MLSDLB7227LED
Part # Description (Label Title)	4' High CRI LED Lightbar
On display (Y/N)	Y
Wattage	24.0
Replaces/Equiv.	N/A
Lumens delivered	1,070
CCT	2700k, 3500k, 5000k
CRI	90
Beam Angle	100
Size	48" x .8" x .8"
Color	White
Dimming Features	Triac Dimmable
T24	Est. September
DLC/Energy */LDL (Estimated Date/Y/N)	Est. September E* and DLC
IP Rating	Dry (damp August)
Material	Aluminum
Other Special Features and Benefits	
Note on Stock Date/Availability	High CRI Estimated August




Part #	LED Faux Can
Part # Description (Label Title)	LED Faux can
On display (Y/N)	Y
Wattage	15w
Replaces/Equiv.	75w
Lumens delivered	800
CCT	2700k
CRI	90
Beam Angle	100
Size	6" Nominal
Color	White
Dimming Features	Triac Dimmable
T24	Yes - August
DLC/Energy */LDL (Estimated Date/Y/N)	Energy Star - Estimated July
IP Rating	Damp
Material	steel, polycarbonate
Other Special Features and Benefits	
Note on Stock Date/Availability	September




LED INDOOR – L-FORM

	Part #	LF48HU22D1Vxx
	Description (Label Title)	L-FORM 22W
	On display (Y/N)	Y
	Wattage	22W
	Replaces/Equiv.	(1) F32T8
	Lumens delivered	2027+/-5% / 2083+/-5%
	CCT	4100 / 5000
	CRI	> 83 / >87
	Beam Angle	120
	Size	47 L X 4W X 2.5 H (51 L @MS)
	Color	WHITE
	Dimming Features	PIR DIMMING @MS / 0-10V @ NON-MS
	T24	N
	DLC/Energy */LDL (Estimated Date/Y/N)	N
	IP Rating	IP44 / DAMP
Material	ALUMINUM & PC	
Other Special Features and Benefits	DOWN ROD/ SURFACE /T-BAR MTG	
Note on Stock Date/Availability	7/1/14	

	Part #	LF48HU44D1Vxx
	Description (Label Title)	L-FORM 44W
	On display (Y/N)	Y
	Wattage	44W
	Replaces/Equiv.	(2) F32T8
	Lumens delivered	3948+/-5% / 4011+/-5%
	CCT	4100 / 5000
	CRI	> 83 / >87
	Beam Angle	120
	Size	47 L X 4W X 2.5 H (51 L @MS)
	Color	WHITE
	Dimming Features	PIR DIMMING @MS / 0-10V @ NON-MS
	T24	N
	DLC/Energy */LDL (Estimated Date/Y/N)	N
	IP Rating	IP44 / DAMP
Material	ALUMINUM & PC	
Other Special Features and Benefits	DOWN ROD/ SURFACE /T-BAR MTG	
Note on Stock Date/Availability	7/1/14	

LED INDOOR – LINEAR PARKING FIXTURES

	Part #	LP48USxxDV50MS
	Description (Label Title)	LINEAR PARKING FIXTURE X 4'
	On display (Y/N)	Y
	Wattage	44W
	Replaces/Equiv.	(2) F32T8
	Lumens delivered	4,550
	CCT	5000 / 3000
	CRI	>80
	Beam Angle	110
	Size	46.5" L X 5" W X 1.8" H
	Color	silver or White
	Dimming Features	0-10v
	T24	FUTURE
	DLC/Energy */LDL (Estimated Date/Y/N)	FUTURE
	IP Rating	DAMP (COVERED)
Material	ALUM	
Other Special Features and Benefits	interconnects/ end to end conduit	
Note on Stock Date/Availability	8/15/14	

	Part #	LP96US84DV50MS
	Description (Label Title)	LINEAR PARKING FIXTURE X 8'
	On display (Y/N)	Y
	Wattage	83.0
	Replaces/Equiv.	(3) F40T12; (2) F75T12
	Lumens delivered	7,975
	CCT	5000 / 3000
	CRI	>84
	Beam Angle	110
	Size	94" L X 5" W X 1.8" H
	Color	silver or White
	Dimming Features	0-10v
	T24	FUTURE
	DLC/Energy */LDL (Estimated Date/Y/N)	FUTURE
	IP Rating	DAMP (COVERED)
Material	ALUM	
Other Special Features and Benefits	interconnects/ end to end conduit	
Note on Stock Date/Availability	8/15/14	

LED INDOOR – ROUND PENDANT HIGHBAY



NTS - NEED PN REQUESTED

Part #	BLHP150USD11N50
Description (Label Title)	150W ROUND PENDENT HIGHBAY
On display (Y/N)	Y
Wattage	150.0
Replaces/Equiv.	400W MH @ 15-20'
Lumens delivered	15,000
CCT	5000
CRI	>80
Beam Angle	68
Size	11.7 dia x 9.88 H
Color	Grey
Dimming Features	on/off
T24	N
DLC/Energy */LDL (Estimated Date/Y/N)	8/1/14
IP Rating	IP65 / WET
Material	ALUMINUM
Other Special Features and Benefits	TEMPERED GLASS DIFFUSER, DOWN ROD/CHAIN, YOKE MOUNTING; 480V POSSIBLE
Note on Stock Date/Availability	EST 8/1/2014


LED INDOOR – LAMPS



Part #	STUDENT LAMP
Description (Label Title)	STUDENT LAMP
On display (Y/N)	Y
Wattage	3.5W
Replaces/Equip.	
Lumens delivered	220LM
CCT	6000K (OTHERS AVAIL)
CRI	>80
Beam Angle	FLOOD
Size	
Color	BLACK / WHITE
Dimming Features	ON/OFF
T24	N
DLC/Energy */LDL (Estimated Date/Y/N)	N
IP Rating	DRY
Material	ALUM / ABS
Other Special Features and Benefits	Optional clamp version
Note on Stock Date/Availability	30 days if demand exists




Part #	FLIP Lamp
Description (Label Title)	FLIP Lamp
On display (Y/N)	
Wattage	5w
Replaces/Equip.	
Lumens delivered	400 est
CCT	(5200 + 300) K
CRI	
Beam Angle	
Size	
Color	
Dimming Features	touch control
T24	
DLC/Energy */LDL (Estimated Date/Y/N)	
IP Rating	
Material	
Other Special Features and Benefits	2) Foldable design up to 90 degree; 3) Built-in anion Generator air cleaner
Note on Stock Date/Availability	30 days if demand exists



Part #	Seagull
Description (Label Title)	Seagull
On display (Y/N)	Yes
Wattage	10w total (AC 110-240 V, DC 12V 2A)
Replaces/Equip.	
Lumens delivered	800 est
CCT	(5200 + 300) K
CRI	
Beam Angle	
Size	
Color	white
Dimming Features	
T24	20,000 Hr life
DLC/Energy */LDL (Estimated Date/Y/N)	
IP Rating	
Material	
Other Special Features and Benefits	USB charging port built-in, By touch contol on the base
Note on Stock Date/Availability	30 days if demand exists



Part #	DESK LAMP
Description (Label Title)	DESK LAMP
On display (Y/N)	Y
Wattage	5.5
Replaces/Equip.	
Lumens delivered	350LM
CCT	6000K (OTHERS AVAIL)
CRI	>80
Beam Angle	FLOOD
Size	
Color	BLACK/WHITE
Dimming Features	TOUCH & DIM
T24	N
DLC/Energy */LDL (Estimated Date/Y/N)	N
IP Rating	DRY
Material	ABS
Other Special Features and Benefits	COLORS AVAIL
Note on Stock Date/Availability	30 days if demand exists





Part #	Pro-Elite
Description (Label Title)	
On display (Y/N)	yes
Wattage	6.3 watts (AC 110-240 V, DC 12V 0.8A)
Replaces/Equip.	
Lumens delivered	500 est
CCT	(5200 + 300) K
CRI	
Beam Angle	
Size	
Color	
Dimming Features	touch control, on/off
T24	
DLC/Energy */LDL (Estimated Date/Y/N)	
IP Rating	
Material	
Other Special Features and Benefits	2) Foldable design up to 90 degree; 3) With USB output at the base
Note on Stock Date/Availability	30 days if demand exists


LED INDOOR – CEILING FIXTURES

	Part #	ML2LxxxABNIP
	Description (Label Title)	FLUSH MOUNT
	On display (Y/N)	Y
	Wattage	15W / 23W
	Replaces/Equip.	60W / 75W INCAN
	Lumens delivered	1000 / 1500 LM
	CCT	2700
	CRI	>80
	Beam Angle	NA
	Size	12" / 14"
	Color	BRUSH NICKEL / Etched Glass
	Dimming Features	TRIAC
	T24	Y
	DLC/Energy */LDL (Estimated Date/Y/N)	N
IP Rating	DRY	
Material	STEEL / ACRYLIC	
Other Special Features and Benefits	NO SMPS/ USES DOB / 90 CRI	
Note on Stock Date/Availability	8/15/14	

	Part #	ML2LS15PRBNIP
	Description (Label Title)	FLUSH MOUNT
	On display (Y/N)	N
	Wattage	15W
	Replaces/Equip.	2 X18W CFL
	Lumens delivered	1,125
	CCT	2700
	CRI	90+
	Beam Angle	NA
	Size	17"
	Color	SILVER OR WHITE & WHITE DIFF
	Dimming Features	TRIAC
	T24	Y
	DLC/Energy */LDL (Estimated Date/Y/N)	N
IP Rating	DAMP	
Material	PLASTIC BASE AND LENS	
Other Special Features and Benefits		
Note on Stock Date/Availability	9/1/14	

	Part #	ML2LxxxCBNIP
	Description (Label Title)	FLUSH MOUNT
	On display (Y/N)	Y
	Wattage	15W / 23W
	Replaces/Equip.	60W / 75W INCAN
	Lumens delivered	1000 / 1500 LM
	CCT	2700
	CRI	>80
	Beam Angle	NA
	Size	11" / 13" / 15"
	Color	BRUSH NICKEL / WHITE
	Dimming Features	TRIAC
	T24	Y
	DLC/Energy */LDL (Estimated Date/Y/N)	N
IP Rating	DRY	
Material	STEEL / ACRYLIC	
Other Special Features and Benefits	NO SMPS/ USES DOB / 90 CRI	
Note on Stock Date/Availability	8/15/14	

	Part #	ML2LS08TRxx
	Description (Label Title)	FLUSH MOUNT
	On display (Y/N)	N
	Wattage	10W / 15W
	Replaces/Equip.	60W / 75W INCAN
	Lumens delivered	800 / 1200
	CCT	2700
	CRI	>80
	Beam Angle	NA
	Size	11" / 13"
	Color	WHITE/ BN & RIBBED ETCH
	Dimming Features	TRIAC
	T24	N
	DLC/Energy */LDL (Estimated Date/Y/N)	N
IP Rating	DRY	
Material	STEEL/ GLASS	
Other Special Features and Benefits	Samsung LED/ LM80/ 90CRI	
Note on Stock Date/Availability	9/1/14	

	Part #	ML2LS11ALBNI
	Description (Label Title)	FLUSH MOUNT
	On display (Y/N)	N
	Wattage	10W / 15W
	Replaces/Equip.	60W / 75W INCAN
	Lumens delivered	800 / 1200
	CCT	2700
	CRI	>80
	Beam Angle	NA
	Size	11" / 13"
	Color	WHITE/ BN & RIBBED ETCH
	Dimming Features	TRIAC
	T24	N
	DLC/Energy */LDL (Estimated Date/Y/N)	N
IP Rating	DRY	
Material	STEEL/ GLASS	
Other Special Features and Benefits	Samsung LED/ LM80/ 90CRI	
Note on Stock Date/Availability	9/1/14	

University.MaxLite.com



MAXLITE LIGHTING & TECHNOLOGY UNIVERSITY



**Product Training
Modules**



**Earn Your
Lighting Degree**



**Other Lighting &
Technology Resources**

The department function is to train and provide product training material for all MaxLite representatives, customers and employees. The goal of the department is to educate the staff and rep network to a full and complete understanding of our products, technologies, marketplace, and business environments. We endeavor to educate how and why lighting functions, repair and replacement, as well as compare to competitors or listing requirements. We will accomplish this by providing the tools and services proactively and as needed to supplement.

[Click here to get started!](#)

Custom Product & Technology Training

Ask about our FREE custom webinar/training services!

- Lunch and Learn
- Breakfast and Learn
- Online via webinar
- Focus on a specific MaxLite product or a broad overview
- Focus on LED Technology or general lighting training
- Custom Presentations for your customers or staff



Email Greg Murphy at gmurphy@maxlite.com for more info!

MAXLITE'S UTILITY REBATE SERVICES

MaxLite makes it easy to find and complete rebates for you and your customers!

- C&I Rebate Finder
- Utility Rebate Flyers
- Custom Rebate Calculator
- DLC / ENERGY STAR / LDL Product Listings
- Utility Rebate Paperwork Service



Email Joe Pater at jpater@maxlite.com for more info!

QUESTIONS/ANSWERS

Thank you everyone for your attention! Please feel free to use this opportunity to ask any questions you may have about MaxLite or the products/topics discussed in this presentation.

FOR MORE INFORMATION ABOUT OTHER MAXLITE PRODUCTS, OR FOR LIGHTING QUESTIONS IN GENERAL; PLEASE CONTACT:

info@maxlite.com

<http://www.maxlite.com>

1-800-555-5629