

MLLWP70LED50DS



LED WALLMAX - LARGE 70W WALL PACK: FULL CUTOFF

DLC Qualified Wall Pack meets full cut off criteria established by the IESNA.

LED Module: An efficient, energy saving replacement for metal halide and high-pressure sodium fixtures. Contains an integral listed Driver.

Fixture can mount to electrical box or direct to surface.

FEATURES:

- Replaces up to 250 Watt Metal Halide
- DLC qualified
- Lumens delivered 4400
- 69 Watts total consumed
- CCT 5000K
- 50,000 hour life at L70 standards
- Self-contained driver
- Universal 120V through 277V
- Maintenance free; no UV
- Dusk To Dawn / Occupancy sensor compatible
- Can mount on electrical box or direct to surface
- LM-79/80 data available
- 5 Year Limited Warranty
- 20W, 30W, and 40W models available
- Does not attract insects

PROJECT NAME
CATALOG NUMBER
NOTES
FIXTURE TYPE



CONSTRUCTION:

Fixture: Heavy-duty cast aluminum one-piece housing; polyester coated; rust and corrosion proof. Fixture is sealed to be dirt and bug proof.

Lens: High quality anti-shock Boran glass.

LED Module: Copper plating to provide high thermal transfer rate minimizing junction temperature of LED.

Finish: Dark Bronze or Textured White



Luminaire Ordering Information:

WATTS	ORDER CODE	MODEL NUMBER	LUMENS	L70 LIFE (Hrs)	DIMENSIONS (L"xW"xH")	K
70	70908	MLLWP70LED50DS	4400	50,000	16.9 x 13.6 x 9.0	5000
70	71132	MLLWP70LED50DSW	4400	50,000	16.9 x 13.6 x 9.0	5000

MAX11338-10-10

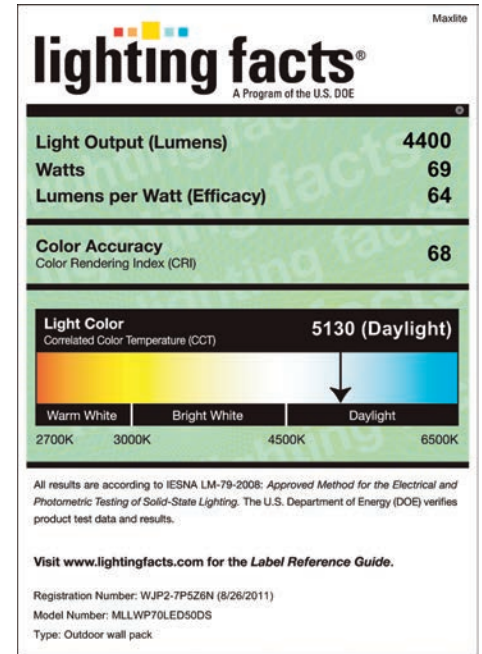
Lighting layouts and spacing criteria available upon request

*Caution: This fixture is DLC compliant and designed for downward illumination only.



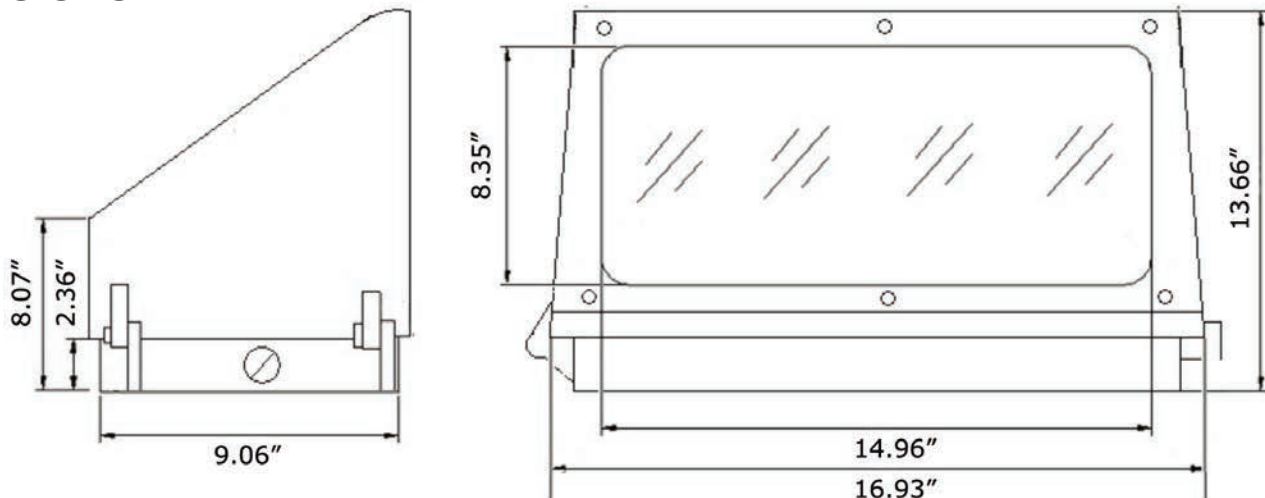
SPECIFICATIONS:

Item	Specification	Details
General Performance	Spacing Criteria	Available upon request
	Color Temperature	5000K
	Lumens	4400
	Efficacy	64 lumen/watt
	Color Consistency	Proprietary binning for uniform color
	Lumen Maintenance (L70)	50,000 hours
Electrical	Power Factor	Over 98%
	Input Voltage	120V-277V 50/60 Hz
	Power Consumption	69 Watts
Physical	Dimensions	16.9" x 13.6" x 9.0"
	Weight	10.5 lbs
	Housing	Aluminum
	Lens	Anti-Shock Boron Glass
	Mounting	Fits electrical box or mount direction surface
	Operating Temperature	-30°F to 130°F
	Humidity	20% - 85% RH, non condensing
Certification	Certification	ETL, FCC, DLC, LM79, LM80
	Material Usage	RoHS compliant; no mercury
	Environment	Indoor / Outdoor
	LED Class	N/A



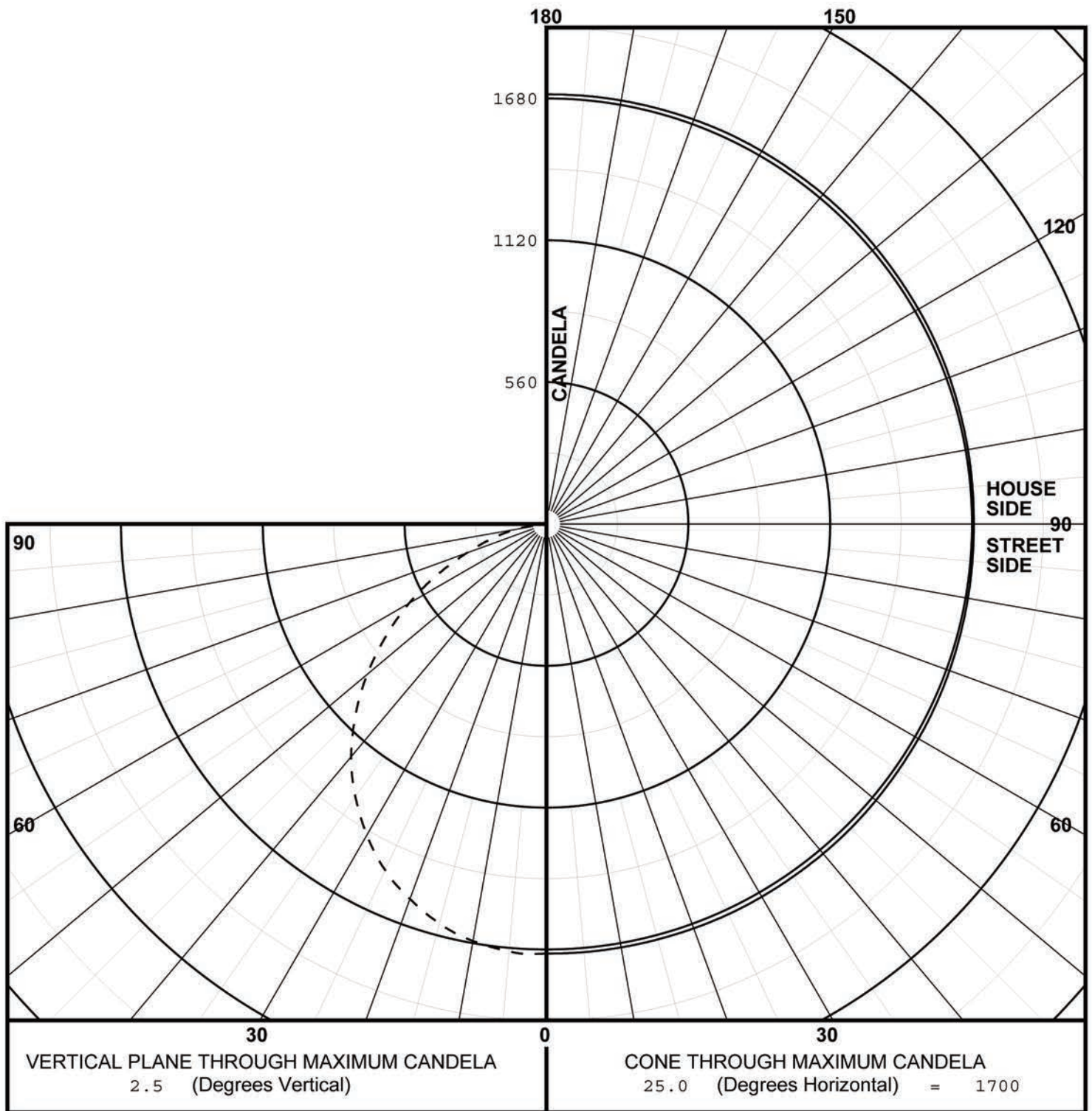
Lighting layouts and spacing criteria available upon request

DIMENSIONS:



PHOTOMETRICS:

MAXIMUM PLANE AND MAXIMUM CONE PLOTS OF CANDELA



Lighting layouts and spacing criteria available upon request